

1-2 Murray Rose Avenue, Olympic Park

'ANTARA' RESIDENTIAL DEVELOPMENT APPLICATION

COVER SHEET & DRAWING LIST

DA_DRAWING LIST			
Sheet Number	Sheet Name	Current Revision	Current Revision Date

DA-00-0000	DRAWING LIST	C	17.05.2019
DA-00-0100	DEVELOPMENT DATA SHEET	C	17.05.2019
DA-00-0200	SITE PLAN	A	12.10.2018
DA-00-0300	SITE ANALYSIS PLAN	A	12.10.2018
DA-00-0400	DEMOLITION PLAN	A	12.10.2018
DA-00-0500	ARCHITECTURAL SITE PLAN	A	19.03.2019
DA-10-1700	GENERAL ARRANGEMENT PLANS - S1 LEVEL B3	B	24.01.2019
DA-10-1800	GENERAL ARRANGEMENT PLANS - S1 LEVEL B2	B	24.01.2019
DA-10-1900	GENERAL ARRANGEMENT PLANS - S1 LEVEL B1	D	17.05.2019
DA-10-2000	GENERAL ARRANGEMENT PLANS - S1 LEVEL 00	E	04.06.2019
DA-10-2100	GENERAL ARRANGEMENT PLANS - S1 LEVEL 01	D	17.05.2019
DA-10-2200	GENERAL ARRANGEMENT PLANS - S1 LEVEL 02	C	17.05.2019
DA-10-2300	GENERAL ARRANGEMENT PLANS - S1 LEVEL 03-05	B	17.05.2019
DA-10-2400	GENERAL ARRANGEMENT PLANS - S1 LEVEL 06	B	17.05.2019
DA-10-2500	GENERAL ARRANGEMENT PLANS - S1 LEVEL 07	B	17.05.2019
DA-10-2600	GENERAL ARRANGEMENT PLANS - S1 LEVEL 08	D	17.05.2019
DA-10-2700	GENERAL ARRANGEMENT PLANS - S1 LEVEL 09	D	17.05.2019
DA-10-2800	GENERAL ARRANGEMENT PLANS - S1 LEVEL 10	D	17.05.2019
DA-10-2900	GENERAL ARRANGEMENT PLANS - S1 LEVEL 11	D	17.05.2019
DA-10-3000	GENERAL ARRANGEMENT PLANS - S1 LEVEL 12	A	12.10.2018
DA-10-3100	GENERAL ARRANGEMENT PLANS - S1 ROOF	A	12.10.2018
DA-10-4700	GENERAL ARRANGEMENT PLANS - S2 LEVEL B3	C	19.03.2019
DA-10-4800	GENERAL ARRANGEMENT PLANS - S2 LEVEL B2	C	19.03.2019
DA-10-4900	GENERAL ARRANGEMENT PLANS - S2 LEVEL B1	D	04.06.2019
DA-10-5000	GENERAL ARRANGEMENT PLANS - S2 LEVEL 00	C	19.03.2019
DA-10-5100	GENERAL ARRANGEMENT PLANS - S2 LEVEL 01	D	17.05.2019
DA-10-5200	GENERAL ARRANGEMENT PLANS - S2 LEVEL 02	C	17.05.2019
DA-10-5300	GENERAL ARRANGEMENT PLANS - S2 LEVEL 03-05	C	17.05.2019
DA-10-5400	GENERAL ARRANGEMENT PLANS - S2 LEVEL 06	C	17.05.2019
DA-10-5500	GENERAL ARRANGEMENT PLANS - S2 LEVEL 07	C	17.05.2019
DA-10-5600	GENERAL ARRANGEMENT PLANS - S2 LEVEL 08	D	17.05.2019
DA-10-5700	GENERAL ARRANGEMENT PLANS - S2 LEVEL 09	C	17.05.2019
DA-10-5800	GENERAL ARRANGEMENT PLANS - S2 LEVEL 10	D	17.05.2019
DA-10-5900	GENERAL ARRANGEMENT PLANS - S2 LEVEL 11	D	17.05.2019
DA-10-6000	GENERAL ARRANGEMENT PLANS - S2 LEVEL 12	D	17.05.2019
DA-10-6100	GENERAL ARRANGEMENT PLANS - S2 LEVEL 13	D	17.05.2019
DA-10-6200	GENERAL ARRANGEMENT PLANS - S2 LEVEL 14	D	17.05.2019
DA-10-6300	GENERAL ARRANGEMENT PLANS - S2 LEVEL 15	A	12.10.2018
DA-10-6400	GENERAL ARRANGEMENT PLANS - S2 ROOF	A	12.10.2018
DA-20-0000	ELEVATIONS-S1	C	19.03.2019
DA-20-0100	ELEVATIONS-S1	C	19.03.2019
DA-20-0200	ELEVATIONS-S1	C	19.03.2019
DA-20-0300	ELEVATIONS-S2	C	19.03.2019
DA-20-0400	ELEVATIONS-S2	C	19.03.2019
DA-20-0500	ELEVATIONS-S2	C	19.03.2019
DA-20-0600	ELEVATION-BENNELONG PARKWAY ROAD	C	19.03.2019
DA-30-0000	SECTIONS-S1	C	19.03.2019

DA_DRAWING LIST			
Sheet Number	Sheet Name	Current Revision	Current Revision Date

DA-30-0010	SECTIONS-S1	A	19.03.2019
DA-30-0100	SECTIONS-S2	C	19.03.2019
DA-30-0200	SECTIONS-S2	C	19.03.2019
DA-30-0300	SECTIONS-S2	A	17.05.2019
DA-31-0100	HEIGHT CONTROL ANALYSIS_S1	A	19.03.2019
DA-31-0200	HEIGHT CONTROL ANALYSIS_S2	A	19.03.2019
DA-40-0000	FACADE FINISH SCHEDULE-S1	B	24.01.2019
DA-40-0100	FACADE FINISH SCHEDULE-S2	B	24.01.2019
DA-40-0200	FACADE FINISH SCHEDULE-S2 CENTRAL COURTYARD	A	12.10.2018
DA-50-1000	ADAPTABLE UNITS-S1	A	12.10.2018
DA-50-1001	ADAPTABLE UNITS-S1	A	12.10.2018
DA-50-1100	SILVER LIVABLE UNITS-S1	A	12.10.2018
DA-50-1200	VISITABLE UNITS-S1	B	19.03.2019
DA-50-2000	ADAPTABLE UNITS-S2	A	12.10.2018
DA-50-2001	ADAPTABLE UNITS-S2	A	12.10.2018
DA-50-2100	SILVER LIVABLE UNITS-S2	A	12.10.2018
DA-50-2200	VISITABLE UNITS-S2	A	12.10.2018
DA-70-0000	STORAGE SCHEDULE_S1	A	19.03.2019
DA-70-0100	STORAGE SCHEDULE_S2	A	19.03.2019
DA-70-1000	STORAGE PLAN - S1 LEVEL B3	A	19.03.2019
DA-70-1100	STORAGE PLAN - S1 LEVEL B2	A	19.03.2019
DA-70-1200	STORAGE PLAN - S1 LEVEL B1	A	19.03.2019
DA-70-1300	STORAGE PLAN - S1 LEVEL 00	A	19.03.2019
DA-70-1400	STORAGE PLAN - S1 LEVEL 01	A	19.03.2019
DA-70-1500	STORAGE PLAN - S1 LEVEL 02	A	19.03.2019
DA-70-1600	STORAGE PLAN - S1 LEVEL 03-05	A	19.03.2019
DA-70-1700	STORAGE PLAN - S1 LEVEL 06	A	19.03.2019
DA-70-1800	STORAGE PLAN - S1 LEVEL 07	A	19.03.2019
DA-70-1900	STORAGE PLAN - S1 LEVEL 08	A	19.03.2019
DA-70-2000	STORAGE PLAN - S1 LEVEL 09	A	19.03.2019
DA-70-2100	STORAGE PLAN - S1 LEVEL 10	A	19.03.2019
DA-70-2200	STORAGE PLAN - S1 LEVEL 11	A	19.03.2019
DA-70-2300	STORAGE PLAN - S2 LEVEL B3	A	19.03.2019
DA-70-2400	STORAGE PLAN - S2 LEVEL B2	A	19.03.2019
DA-70-2500	STORAGE PLAN - S2 LEVEL B1	A	19.03.2019
DA-70-2600	STORAGE PLAN - S2 LEVEL 00	A	19.03.2019
DA-70-2700	STORAGE PLAN - S2 LEVEL 01	A	19.03.2019
DA-70-2800	STORAGE PLAN - S2 LEVEL 02	A	19.03.2019
DA-70-2900	STORAGE PLAN - S2 LEVEL 03 - 05	A	19.03.2019
DA-70-3000	STORAGE PLAN - S2 LEVEL 06	A	19.03.2019
DA-70-3100	STORAGE PLAN - S2 LEVEL 07	A	19.03.2019
DA-70-3200	STORAGE PLAN - S2 LEVEL 08	A	19.03.2019
DA-70-3300	STORAGE PLAN - S2 LEVEL 09	A	19.03.2019
DA-70-3400	STORAGE PLAN - S2 LEVEL 10	A	19.03.2019
DA-70-3500	STORAGE PLAN - S2 LEVEL 11	A	19.03.2019
DA-70-3600	STORAGE PLAN - S2 LEVEL 12	A	19.03.2019
DA-70-3700	STORAGE PLAN - S2 LEVEL 13	A	19.03.2019

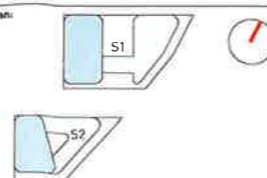
DA_DRAWING LIST			
Sheet Number	Sheet Name	Current Revision	Current Revision Date

DA-70-3800	STORAGE PLAN - S2 LEVEL 14	A	19.03.2019
DA-91-0000	GFA DIAGRAMS	C	19.03.2019
DA-91-0100	GFA DIAGRAMS	C	19.03.2019
DA-93-0000	SOLAR SUN EYE VIEWS	C	17.05.2019
DA-93-0100	SOLAR SUN EYE VIEWS	C	17.05.2019
DA-93-0101	SOLAR SUN EYE VIEWS		
DA-93-0200	SOLAR ACCESS COMPLIANCE DIAGRAM	C	17.05.2019
DA-93-0300	SOLAR ACCESS COMPLIANCE DIAGRAM	C	17.05.2019
DA-93-0400	SHADOW DIAGRAMS	B	19.03.2019
DA-93-0500	SHADOW DIAGRAMS	B	19.03.2019
DA-93-0600	SHADOW DIAGRAMS	B	19.03.2019
DA-93-0700	SHADOW DIAGRAMS	B	19.03.2019
DA-93-0800	S2 CENTRAL COURTYARD_21 MARCH	A	12.10.2018
DA-93-0900	S2 CENTRAL COURTYARD_21 JUNE	A	12.10.2018
DA-93-1000	S2 CENTRAL COURTYARD_22 SEPTEMBER	A	12.10.2018
DA-93-1100	S2 CENTRAL COURTYARD_22 DECEMBER	A	12.10.2018
DA-94-0000	CROSS VENTILATION COMPLIANCE DIAGRAM	B	19.03.2019
DA-97-0100	PERSPECTIVE 1	A	12.10.2018
DA-97-0200	PERSPECTIVE 2	A	12.10.2018
DA-97-0300	PERSPECTIVE 3	A	12.10.2018
DA-97-0400	PERSPECTIVE 4	A	12.10.2018



Rv	Amendment	By	Ck	Date
C	Revised DA Submission			17.05.2019
B	Revised DA Submission			19.03.2019
A	Issued for DA Submission			12.10.2018

Key Plans:



Drawing Disclaimers:
Do not scale from drawings.
Verify all dimensions on site before commencing work.
Copying or reproduction of this drawing is strictly prohibited without the consent of PTW Architects

Client
AUSTINO PROPERTY GROUP



Architect
PTW Architects
Level 11, 88 Phillip Street
Sydney NSW 2000 Australia
T +61 2 9232 5877
ptw.com.au

Peddie Thorp & Walker Pty.
ABN 23 055 456 574
Trading as PTW Architects

NSW Registered Architects
S Planning Architect No. A298
D Jones Architect No. 4778



Project PA015288.01
1 & 2 MURRAY ROSE AVENUE
1-2 MURRAY ROSE AVENUE
SYDNEY OLYMPIC PARK, NSW


Status
DEVELOPMENT APPLICATION

Title
00-GENERAL INFORMATION
DRAWING LIST

Drawing Number
DA-00-0000

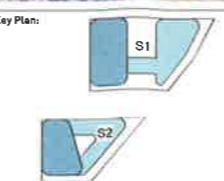
Revision
C




Planning & Environment
 Issued under the Environmental Planning and Assessment Act 1979
 Approved Application No. SSD 9103
 granted on the 14/8/19
 Signed [Signature]
 Sheet No. 1 of 75


SITE PLAN
 1:2000 @ A3

Rv	Amendment	By	Ck	Date
A	Issued for DA Submission			12.10.2018



Drawing Disclaimer:
 Do not scale from drawings.
 Verify all dimensions on site before commencing work.
 Copying or reproduction of this drawing is strictly prohibited
 without the consent of PTW Architects

Client:
 AUSTINO PROPERTY GROUP

Architect:
 PTW Architects
 Level 11, 88 Phillip Street
 Sydney NSW 2000 Australia
 T +61 2 9232 5877
ptw.com.au



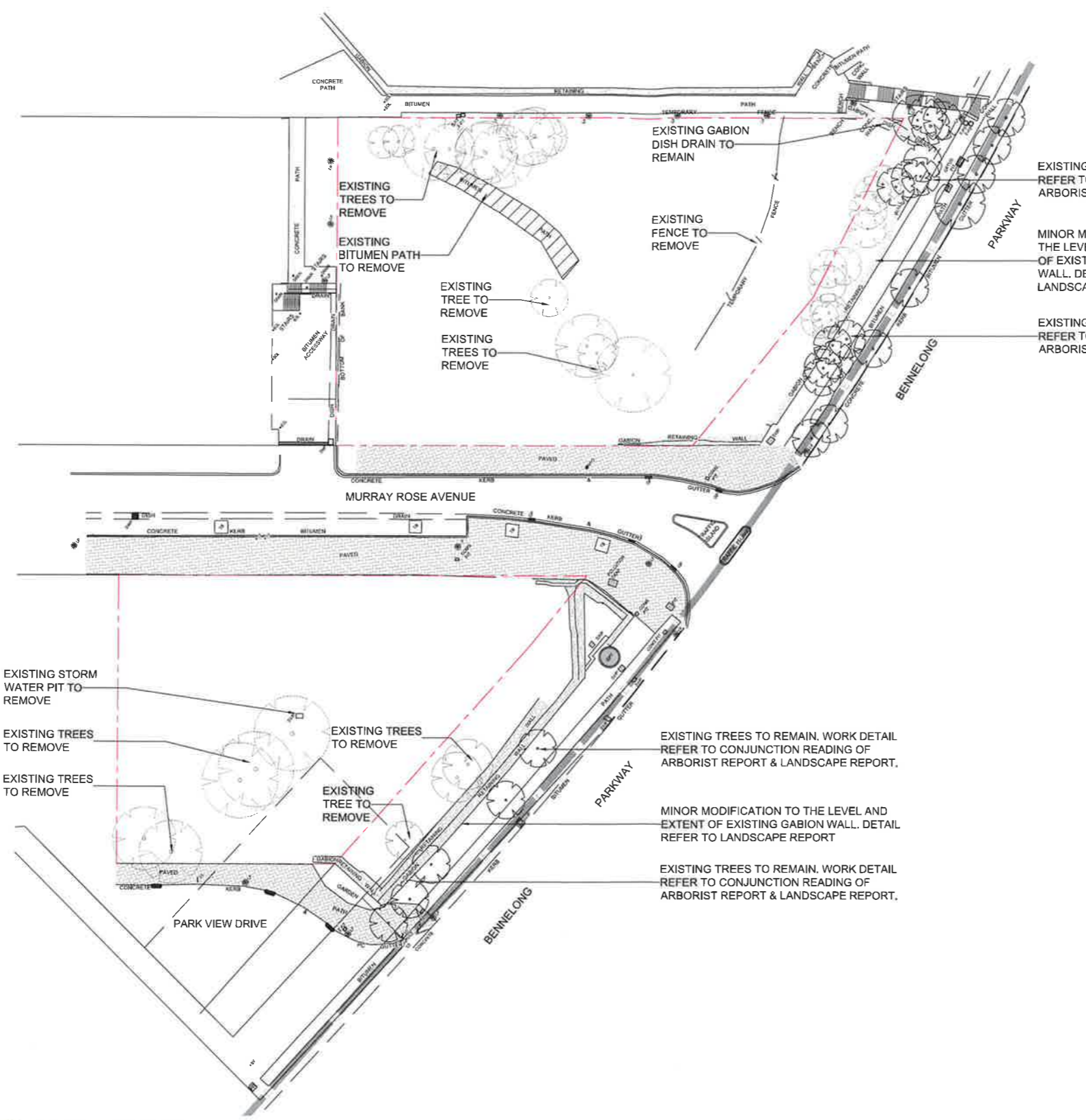
Peddie Thorp & Walker P/L
 ABN 25 900 454 426
 trading as PTW Architects

NSW Nominated Architects
 S Parsons Architect No 4698
 D Jones Architect No 4776



Project PA015288.01
1 & 2 MURRAY ROSE
1-2 MURRAY ROSE AVENUE
 SYDNEY OLYMPIC PARK, NSW
 Status:
 DEVELOPMENT APPLICATION

Title:
 00-GENERAL INFORMATION
 SITE PLAN
 Drawing Number: **DA-00-0200**
 Revision: **A**



EXISTING TREES TO REMAIN. WORK DETAIL REFER TO CONJUNCTION READING OF ARBORIST REPORT & LANDSCAPE REPORT.
 MINOR MODIFICATION TO THE LEVEL AND EXTENT OF EXISTING GABION WALL. DETAIL REFER TO LANDSCAPE REPORT
 EXISTING TREES TO REMAIN. WORK DETAIL REFER TO CONJUNCTION READING OF ARBORIST REPORT & LANDSCAPE REPORT.
 EXISTING TREES TO REMOVE
 EXISTING BITUMEN PATH TO REMOVE
 EXISTING TREE TO REMOVE
 EXISTING TREES TO REMOVE
 EXISTING GABION DISH DRAIN TO REMAIN
 EXISTING FENCE TO REMOVE
 EXISTING TREES TO REMAIN. WORK DETAIL REFER TO CONJUNCTION READING OF ARBORIST REPORT & LANDSCAPE REPORT.
 MINOR MODIFICATION TO THE LEVEL AND EXTENT OF EXISTING GABION WALL. DETAIL REFER TO LANDSCAPE REPORT
 EXISTING TREES TO REMAIN. WORK DETAIL REFER TO CONJUNCTION READING OF ARBORIST REPORT & LANDSCAPE REPORT.
 EXISTING TREES TO REMOVE
 EXISTING TREES TO REMOVE
 EXISTING TREES TO REMOVE
 EXISTING TREE TO REMOVE
 EXISTING TREES TO REMAIN. WORK DETAIL REFER TO CONJUNCTION READING OF ARBORIST REPORT & LANDSCAPE REPORT.
 MINOR MODIFICATION TO THE LEVEL AND EXTENT OF EXISTING GABION WALL. DETAIL REFER TO LANDSCAPE REPORT
 EXISTING TREES TO REMAIN. WORK DETAIL REFER TO CONJUNCTION READING OF ARBORIST REPORT & LANDSCAPE REPORT.

NSW Planning & Environment
GOVERNMENT

Issued under the Environmental Planning and Assessment Act 1979

Approved Application No. SSD 9403

granted on the 14/8/19

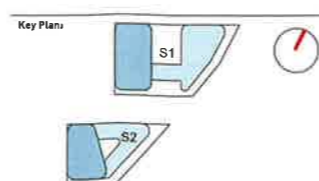
Signed *EMU*

Sheet No. 2 of 75

1 DEMOLITION PLAN
 1:800 @ A3

- LEGEND**
- APPROXIMATE LOCATION OF UNDERGROUND ELECTRICAL
 - APPROXIMATE LOCATION OF 1.1m WIDE ELECTRICAL DUCT
 - APPROXIMATE POSITION OF OPTUS CABLE
 - APPROXIMATE POSITION OF TELECOMMUNICATIONS
 - APPROXIMATE LOCATION OF SEWER MAIN
 - APPROXIMATE LOCATION OF POTABLE WATER MAIN
 - *BOL BOLLARD
 - E-PIT ELECTRICAL PIT
 - DWG GATE
 - *HYD HYDRANT, (RECYCLED WATER)
 - LINTEL
 - *LP LIGHT POLE
 - PC PRAM CROSSING
 - *SS STREET SIGN
 - *SV STOP VALVE
 - *SMH SEWER MAINTENANCE HOLE
 - *MS SEWER MAINTENANCE SHAFT
 - *SWP STORMWATER PIT
 - *GP STORMWATER GRATED GULLY PIT
 - *SPT STORMWATER GROSS POLLUTANT TRAP
 - *TTC TELECOMMUNICATIONS PIT
 - TB TREE BAY

Rv	Amendment	By	Ck	Date
A	ISSUED FOR DEVELOPMENT APPLICATION			12/18/2018



Drawing Disclaimers:
 Do not scale from drawings.
 Verify all dimensions on site before commencing work.
 Copying or reproduction of this drawing is strictly prohibited without the consent of PTW Architects

Client
 Austino Property Group



Architect
 PTW Architects
 Level 11, 88 Phillip Street
 Sydney NSW 2000 Australia
 T +61 2 9232 5877
 ptw.com.au

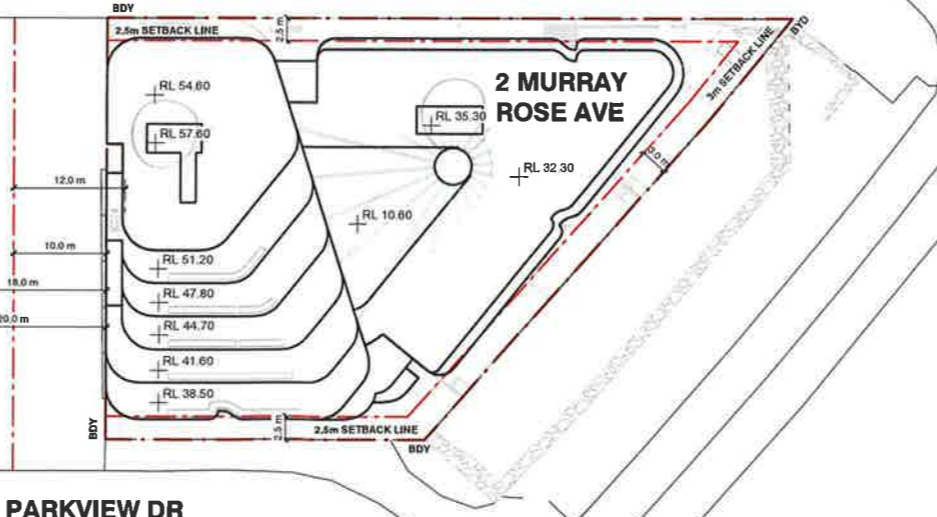
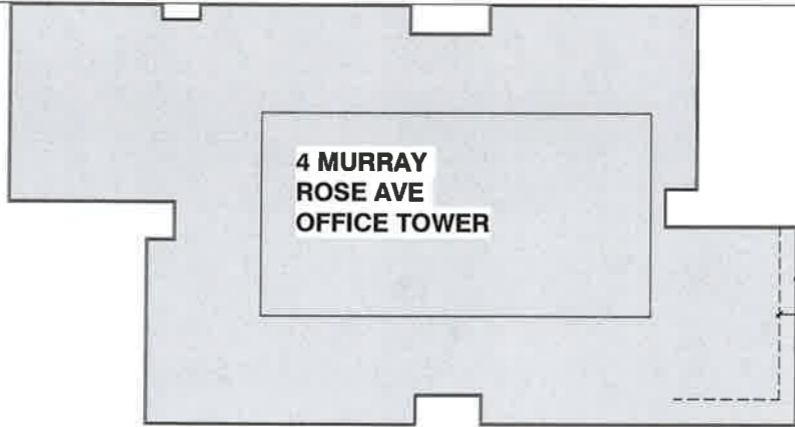
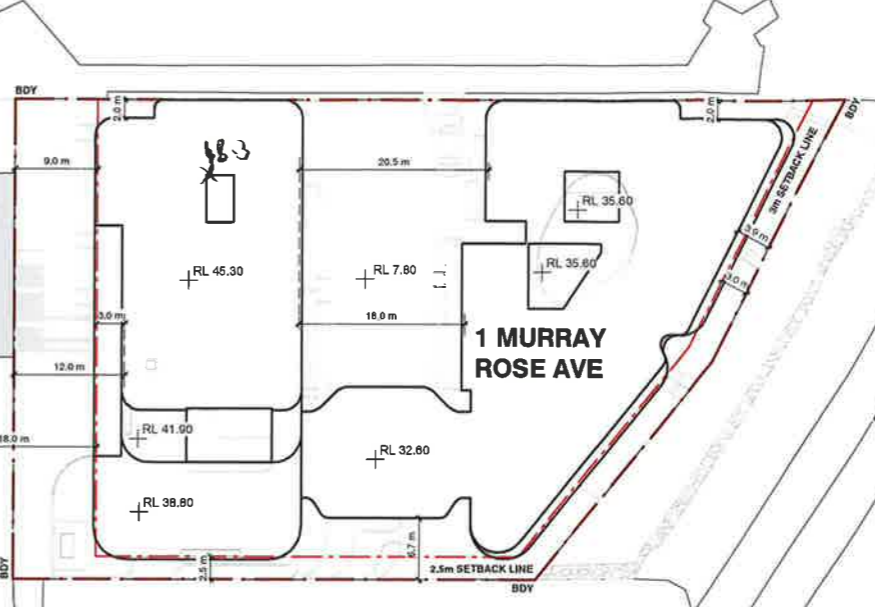
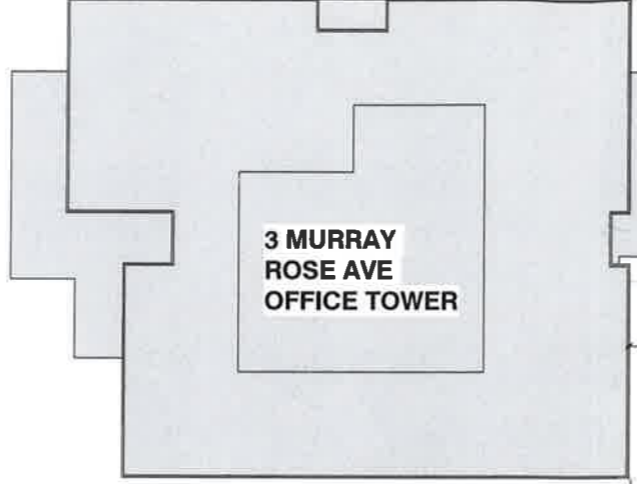
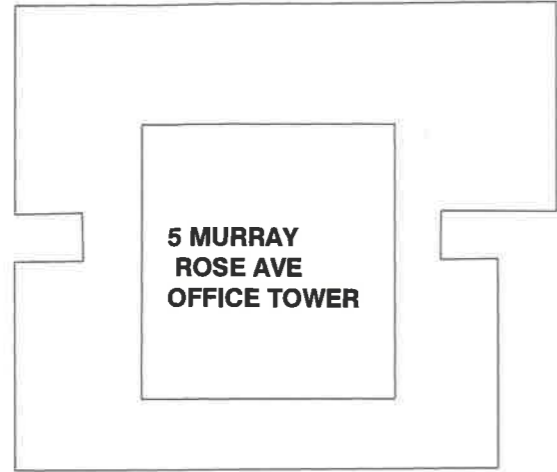
Peddle Thorp & Walker P/L
 ABN 23 000 454 424
 trading as PTW Architects


NSW Nominated Architects
 S Parsons Architect No.1098
 D Jones Architect No.4778



1:800 @ A3
 Project PA015288
1 & 2 MURRAY ROSE
1 MURRAY ROSE AVENUE
SYDNEY OLYMPIC PARK, NSW
 Status
 Development Application

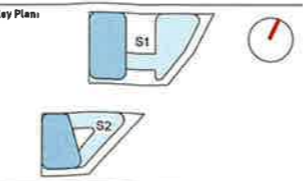
Title
DEMOLITION PLAN
 Drawing Number
DA-00-0400
 Revision
A




Planning & Environment
 Issued under the Environmental Planning and Assessment Act 1979
 Approved Application No. SSD 9403
 granted on the 14/8/19
 Signed EMU
 Sheet No. 3 of 75

1 ARCHITECTURAL SITE PLAN
1:400 @ A3

Rv	Amendment	By	Ck	Date
A	Revised DA Submission			19.03.2019



Drawing Disclaimers:
Do not scale from drawings. Verify all dimensions on site before commencing work. Copying or reproduction of this drawing is strictly prohibited without the consent of PTW Architects

Client
AUSTINO PROPERTY GROUP

Architect
PTW Architects
Level 11, 88 Phillip Street
Sydney NSW 2000 Australia
T +61 2 9232 5877
ptw.com.au



Pauline Tharp & Walker PL
ABN 23 800 864 824
Trading as PTW Architects

NSW Registered Architects
S Parsons Architect No.4078
D Jones Architect No.4776

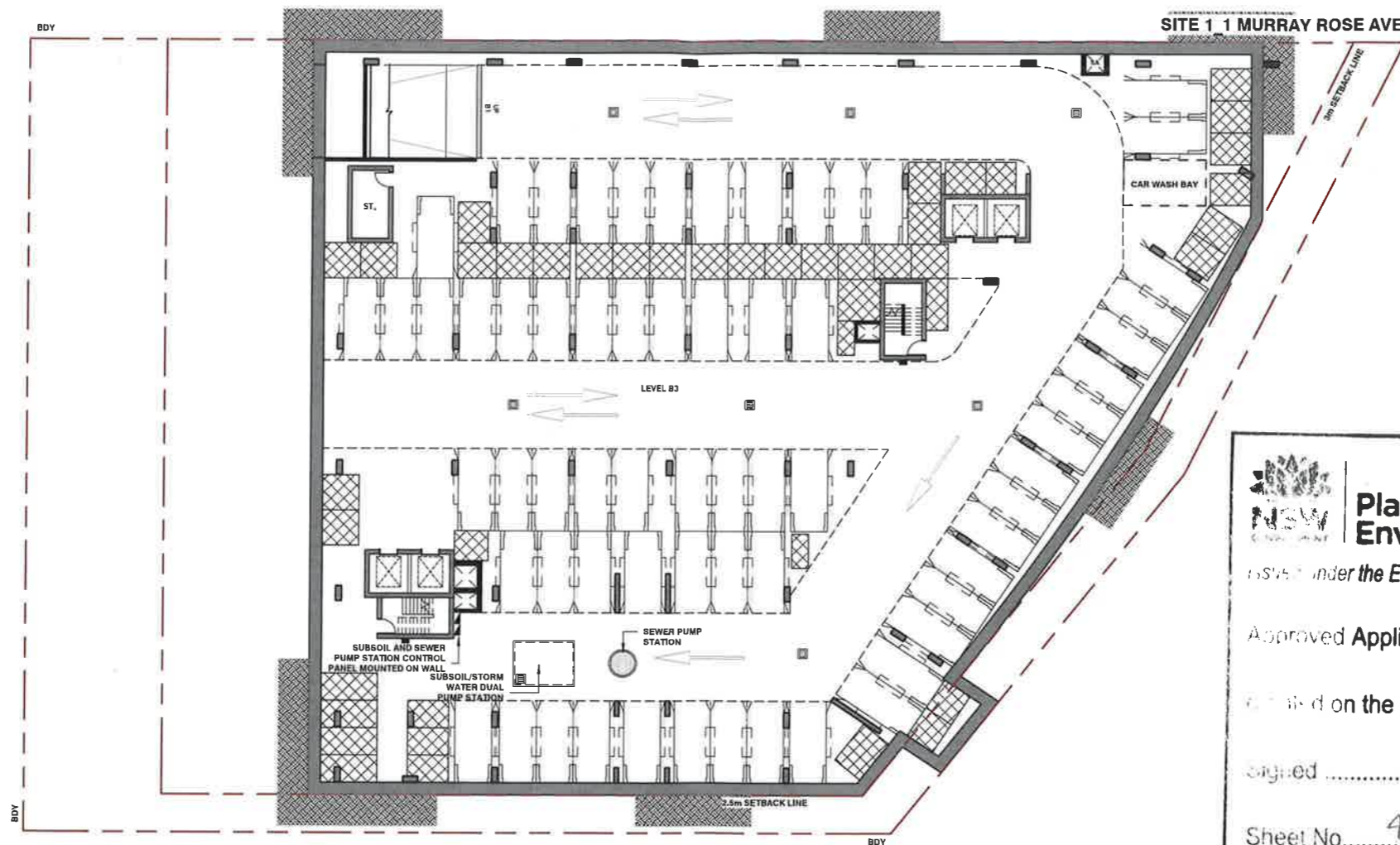


Project PA015288.01
1 & 2 MURRAY ROSE
1-2 MURRAY ROSE AVENUE
SYDNEY OLYMPIC PARK, NSW
Status
DEVELOPMENT APPLICATION

Title
00-GENERAL INFORMATION
ARCHITECTURAL SITE PLAN

Drawing Number
DA-00-0500
Revision
A

DA PARKING SCHEDULE								
LEVEL	RESIDENTIAL CAR PARKING			MANAGER CAR SPACE	VISITOR ACCESSIBLE	BICYCLE PARKING		
	STANDARD	ACCESSIBLE	TOTAL			RESIDENTIAL	VISITOR	TOTAL
S1 LB3	64	0	64	0	0	28	0	28
S1 LB2	95	0	95	0	0	44	0	44
S1 LB1	27	17	44	0	1	23	0	23
S1 L00	0	0	0	1	0	60	42	102
S1 LOT	0	0	0	0	0	49	0	49
GRAND TOTAL	186	17	203	1	1	204	42	246

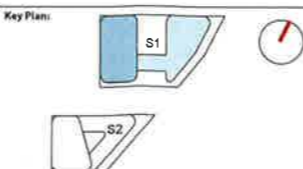


Planning Environment
 CONSULTANTS
 under the Environment Planning and Assessment Act 1979
 Approved Application No. SSD 9403
 Approved on the 19/8/19
 Signed [Signature]
 Sheet No. 4 of 75

1 GENERAL ARRANGEMENT PLANS - S1 LEVEL B3
 1:400 @ A3

GENERAL ABBREVIATIONS AND LEGEND			
SERVICES:		ROOMS:	
A/C	AIR CONDITIONING	FR	FIRE RISER
AP	ACCESS PENETRATION	FS	FIRE STAIR
COM	COMMUNICATION CLIPBOARD	GC	GARBAGE CHUTE
C/V	CORRIDOR VENTILATION	GE	GARBAGE EXHAUST
CW	COLD WATER	LS	LOBBY SUPPLY AIR
EK	EXHAUST AIR RISER	M	MECHANICAL SHAFT
ELEC	ELECTRICAL CLIPBOARD	RB	RECYCLE BIN
GAS	GAS CLIPBOARD	RBE	RECYCLE BIN EXHAUST
H	HYDRAULICS	RWO	RAIN WATER OUTLET
HW	HOT WATER	SWP	STORM WATER PIT
SA	SUPPLY AIR	STB	STORAGE/BICYCLE CAGE
S/R	STAIR RELIEF		
S/P	STAIR PRESSURISATION		
FE	FIRE EXTINGUISHER		
FH	FIRE HYDRANT		
Ⓐ	ADAPTABLE APARTMENT	Ⓒ	SILVER LIVABLE APARTMENT
Ⓓ	GROUND FLOOR APARTMENT	Ⓥ	VISITABLE APARTMENT
BALC	BALCONY		

Rv	Amendment	By	Ck	Date
B	Revised DA Submission			24.01.2019
A	Issued for DA Submission			12.10.2018



Drawing Disclaimers:
 Do not scale from drawings.
 Verify all dimensions on site before commencing work.
 Copying or reproduction of this drawing is strictly prohibited
 without the consent of PTW Architects

Client
 AUSTINO PROPERTY GROUP



Architect
 PTW Architects
 Level 11, 88 Phillip Street
 Sydney NSW 2000 Australia
 T +61 2 9232 5877
 ptw.com.au

Peddie Thorp & Walker P/L
 ABN 23 080 454 624
 trading as PTW Architects

NSW Nominated Architects
 S Parsons Architect No. 6098
 © 2019 S Parsons Architect No. 6098



Project PA015288
 1&2 MURRAY ROSE
 1 MURRAY ROSE AVENUE
 SYDNEY OLYMPIC PARK, NSW
 DEVELOPMENT APPLICATION

Title
 10-GENERAL ARRANGEMENT PLANS
 GENERAL ARRANGEMENT
 PLANS - S1 LEVEL B3
 Drawing Number
 DA-10-1700
 Revision
 B

DA PARKING SCHEDULE									
LEVEL	RESIDENTIAL CAR PARKING			MANAGER CAR SPACE	VISITOR ACCESSIBLE	BICYCLE PARKING			
	STANDARD	ACCESSIBLE	TOTAL			RESIDENTIAL	VISITOR	TOTAL	
S1 LB3	64	0	64	0	0	28	0	28	
S1 LB2	95	0	95	0	0	44	0	44	
S1 LB1	27	17	44	0	1	23	0	23	
S1 L00	0	0	0	1	0	60	42	102	
S1 LB1	0	0	0	0	0	59	0	59	
GRAND TOTAL	186	17	203	1	1	204	42	246	



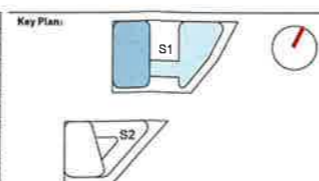
NSW GOVERNMENT | **Planning & Environment**
 Issued under the Environmental Planning and Assessment Act 1979

Approved Application No.....SSD 9403.....
 granted on the14/8/19.....
 Signed*[Signature]*.....
 Sheet No.....5..... of75.....

1 GENERAL ARRANGEMENT PLANS - S1 LEVEL B2
 1:400 @ A3

GENERAL ABBREVIATIONS AND LEGEND			
SERVICES:		ROOMS:	
A/C	AIR CONDITIONING	FR	FIRE RISER
AP	ACCESS PENETRATION	FS	FIRE STAIR
COM	COMMUNICATION CUPBOARD	GC	GARBAGE CHUTE
C/V	CORRIDOR VENTILATION	GE	GARBAGE EXHAUST
CW	COLD WATER	LS	LOBBY SUPPLY AIR
EX	EXHAUST AIR RISER	M	MECHANICAL SHAFT
ELEC	ELECTRICAL CUPBOARD	RB	RECYCLE BIN
GAS	GAS CUPBOARD	RBE	RECYCLE BIN EXHAUST
H	HYDRAULICS	RWO	RAIN WATER OUTLET
HW	HOT WATER	SWP	STORM WATER PIT
SA	SUPPLY AIR	STB	STAIR RELIEF
S/R	STAIR RELIEF	STP	STAIR PRESSURISATION
S/P	STAIR PRESSURISATION	FE	FIRE EXTINGUISHER
FE	FIRE EXTINGUISHER	FH	FIRE HYDRANT
		STB	STORAGE/BICYCLE CAGE
(A)	ADAPTABLE APARTMENT	(S)	SILVER LINABLE APARTMENT
(G)	GROUND FLOOR APARTMENT	(V)	VISITABLE APARTMENT
BALC	BALCONY		

Rv	Amendment	By	Ck	Date
B	Revised DA Submission			24.01.2019
A	Issued for DA Submission			12.10.2018



Drawing Disclaimer:
 Do not scale from drawings.
 Verify all dimensions on site before commencing work.
 Copying or reproduction of this drawing is strictly prohibited without the consent of PTW Architects

Client
 AUSTINO PROPERTY GROUP

Architect
 PTW Architects
 Level 11, 88 Phillip Street
 Sydney NSW 2000 Australia
 T +61 2 9232 5877
 ptw.com.au

Peddie Thorp & Walker P/L
 ABN 23 000 454 524
 Trading as PTW Architects

NSW Nominated Architects
 5 Pines Archited No.4098
 D Jones Architect No.4778

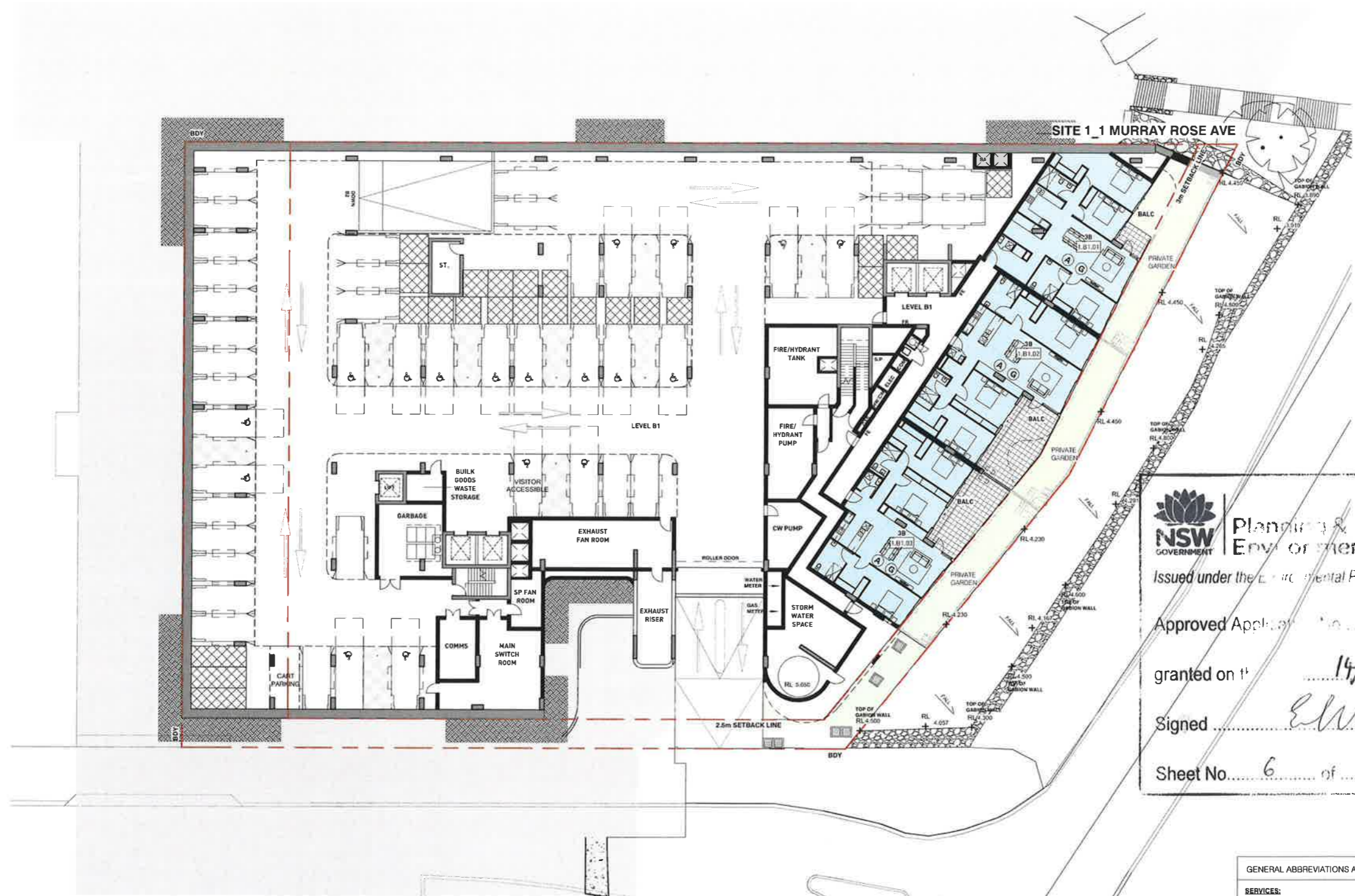


Project: PAD15288
1&2 MURRAY ROSE
1 MURRAY ROSE AVENUE
 SYDNEY OLYMPIC PARK, NSW

Title:
 10-GENERAL ARRANGEMENT PLANS
 GENERAL ARRANGEMENT PLANS - S1 LEVEL B2
 Drawing Number: **DA-10-1800**
 Revision: **B**

Status:
 DEVELOPMENT APPLICATION

DA PARKING SCHEDULE									
LEVEL	RESIDENTIAL CAR PARKING			MANAGER CAR SPACE	VISITOR ACCESSIBLE	BICYCLE PARKING		TOTAL	TOTAL
	STANDARD	ACCESSIBLE	TOTAL			RESIDENTIAL	VISITOR		
S1 LB3	64	0	64	0	0	0	0	28	28
S1 LB2	95	0	95	0	0	0	0	44	44
S1 LB1	27	17	44	0	1	0	0	23	23
S1 LB0	0	0	0	1	0	0	0	60	60
S1 LB1	0	0	0	0	0	0	0	48	48
GRAND TOTAL	186	17	203	1	1	0	0	204	246

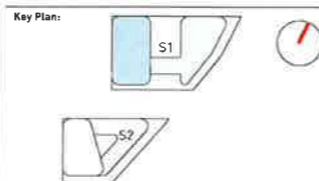


NSW GOVERNMENT
Planning & Environment
 Issued under the Environmental Planning and Assessment Act 1979
 Approved Application No. SSD 9403
 granted on the 14/8/19
 Signed [Signature]
 Sheet No. 6 of 75

1 GENERAL ARRANGEMENT PLANS - S1 LEVEL B1
 1:400 @ A3

GENERAL ABBREVIATIONS AND LEGEND			
SERVICES:		ROOMS:	
A/C	AIR CONDITIONING	FR	FIRE RISER
AP	ACCESS PENETRATION	FS	FIRE STAIR
COM	COMMUNICATION CUPBOARD	GC	GARBAGE CHUTE
C/V	CORRIDOR VENTILATION	GE	GARBAGE EXHAUST
CW	COLD WATER	LS	LOBBY SUPPLY AIR
EX	EXHAUST AIR RISER	M	MECHANICAL SHAFT
ELEC	ELECTRICAL CUPBOARD	RB	RECYCLE BIN
GAS	GAS CUPBOARD	RBE	RECYCLE BIN EXHAUST
H	HYDRAULICS	RWO	RAIN WATER OUTLET
HW	HOT WATER	SWP	STORM WATER PIT
SA	SUPPLY AIR	SC	STORAGE/RECYCLE CAGE
S/R	STAIR RELIEF		
S/P	STAIR PRESSURISATION		
FE	FIRE EXTINGUISHER		
FH	FIRE HYDRANT		
(A)	ADAPTABLE APARTMENT	(S)	SILVER LINABLE APARTMENT
(G)	GROUND FLOOR APARTMENT	(V)	VISITABLE APARTMENT
BALC	BALCONY		

Rv	Amendment	By	Ck	Date
D	Revised DA Submission			17.05.2019
C	Revised DA Submission			15.03.2019
B	Revised DA Submission			24.01.2019
A	Issued for DA Submission			12.10.2018



Drawing Disclaimer:
 Do not scale from drawings.
 Verify all dimensions on site before commencing work.
 Copying or reproduction of this drawing is strictly prohibited without the consent of PTW Architects.

Architect
 PTW Architects
 Level 11, 88 Phillip Street
 Sydney NSW 2000 Australia
 T +61 2 9232 5877
 ptw.com.au



Peddie Thorp & Walker P/L
 ABN 23 003 454 674
 Trading as PTW Architects

NSW Nominated Architects
 S Parsons Architect No 6078
 D Jones Architect No 4778



Project PAD15288
1&2 MURRAY ROSE
1 MURRAY ROSE AVENUE
SYDNEY OLYMPIC PARK, NSW
Status DEVELOPMENT APPLICATION

Title 10-GENERAL ARRANGEMENT PLANS
GENERAL ARRANGEMENT PLANS - S1 LEVEL B1
Drawing Number DA-10-1900
Revision D

DA PARKING SCHEDULE								
LEVEL	RESIDENTIAL CAR PARKING			MANAGER CAR SPACE	VISITOR ACCESSIBLE	BICYCLE PARKING		
	STANDARD	ACCESSIBLE	TOTAL			RESIDENTIAL	VISITOR	TOTAL
S1 LB3	64	0	64	0	0	26	0	26
S1 LB2	95	0	95	0	0	44	0	44
S1 LB1	27	17	44	0	1	25	6	31
S1 LB0	0	0	0	0	0	60	42	102
S1 L01	0	0	0	0	0	46	10	56
GRAND TOTAL	186	17	203	0	1	204	42	246

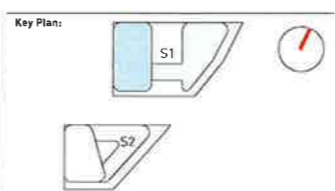


Planning & Environment
 Issued under the Environmental Planning and Assessment Act 1979
 Approved Application No. S.S.D. 9403
 granted on the 14/8/19
 Signed [Signature]
 Sheet No. 8 of 15

1 GENERAL ARRANGEMENT PLANS - S1 LEVEL 01
 1:400 @ A3

GENERAL ABBREVIATIONS AND LEGEND			
SERVICES:			
A/C	AIR CONDITIONING	FR	FIRE RISER
AP	ACCESS PENETRATION	FS	FIRE STAIR
COM	COMMUNICATION CUPBOARD	GC	GARBAGE CHUTE
CW	CORRIDOR VENTILATION	GE	GARBAGE EXHAUST
CW	COLD WATER	LS	LOBBY SUPPLY AIR
EX	EXHAUST AIR RISER	M	MECHANICAL SHAFT
ELEC	ELECTRICAL CUPBOARD	RB	RECYCLE BIN
GAS	GAS CUPBOARD	RBE	RECYCLE BIN EXHAUST
H	HYDRAULICS	RWO	RAIN WATER OUTLET
HW	HOT WATER	SWP	STORM WATER PIT
SA	SUPPLY AIR	STB	STORAGE/BICYCLE CAGE
S/R	STAIR RELIEF		
S.P	STAIR PRESSURISATION		
FE	FIRE EXTINGUISHER		
FH	FIRE HYDRANT		
ROOMS:			
Ⓐ	ADAPTABLE APARTMENT	Ⓢ	SILVER LIVABLE APARTMENT
Ⓒ	GROUND FLOOR APARTMENT	Ⓥ	VISITABLE APARTMENT
BALC	BALCONY		

Rv	Amendment	By	Ck	Date
D	Revised DA Submission			17.05.2019
C	Revised DA Submission			19.03.2019
B	Revised DA Submission			24.01.2019
A	Issued for DA Submission			12.10.2018



Drawing Disclaimer:
 Do not scale from drawings.
 Verify all dimensions on site before commencing work.
 Copying or reproduction of this drawing is strictly prohibited
 without the consent of PTW Architects

Architect
 PTW Architects
 Level 11, 88 Phillip Street
 Sydney NSW 2000 Australia
 T +61 2 9232 5877
ptw.com.au



Peelle Thorp & Walker P/L
 ABN 73 003 454 624
 trading as PTW Architects
 NSW Nominated Architects
 5 Parsons Architect No 6678
 D Jones Architects No 4778



Project PAD15288
1&2 MURRAY ROSE
1 MURRAY ROSE AVENUE
 SYDNEY OLYMPIC PARK, NSW
 Status
 DEVELOPMENT APPLICATION

Title
10-GENERAL ARRANGEMENT PLANS
GENERAL ARRANGEMENT
PLANS - S1 LEVEL 01
 Drawing Number
DA-10-2100
 Revision
D

SITE 1_1 MURRAY ROSE AVE



NSW Planning & Environment
 GOVERNMENT
 Issued under the Environmental Planning and Assessment Act 1979

Approved Application No. SSO 9403

granted on the 14/8/19

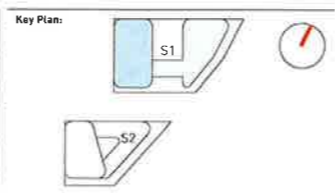
Signed E. M.

Sheet No. 9 of 75

1 GENERAL ARRANGEMENT PLANS - S1 LEVEL 02
 1:400 @ A3

GENERAL ABBREVIATIONS AND LEGEND			
SERVICES:		ROOMS:	
A/C	AIR CONDITIONING	FR	FIRE RISER
AP	ACCESS PENETRATION	FS	FIRE STAIR
COM	COMMUNICATION CUPBOARD	GC	GARBAGE CHUTE
C/V	CORRIDOR VENTILATION	GE	GARBAGE EXHAUST
CW	COLD WATER	LS	LOBBY SUPPLY AIR
EX	EXHAUST AIR RISER	M	MECHANICAL SHAFT
ELEC	ELECTRICAL CUPBOARD	RB	RECYCLE BIN
GAS	GAS CUPBOARD	RBE	RECYCLE BIN EXHAUST
H	HYDRAULICS	RWO	RAIN WATER OUTLET
HW	HOT WATER	SWP	STORM WATER PIT
SA	SUPPLY AIR	STX	STORAGE/RECYCLE CAGE
S/R	STAIR RELIEF		
S/P	STAIR PRESSURISATION		
FE	FIRE EXTINGUISHER		
FH	FIRE HYDRANT		
(A)	ADAPTABLE APARTMENT	(S)	SILVER LIVABLE APARTMENT
(G)	GROUND FLOOR APARTMENT	(V)	VISITABLE APARTMENT
BALC	BALCONY		

Rv	Amendment	By	Ck	Date
C	Revised DA Submission			17.05.2019
B	Revised DA Submission			19.03.2019
A	Issued for DA Submission			12.10.2018



Drawing Disclaimer:
 Do not scale from drawings.
 Verify all dimensions on site before commencing work.
 Copying or reproduction of this drawing is strictly prohibited
 without the consent of PTW Architects

Architect
 PTW Architects
 Level 11, 88 Phillip Street
 Sydney NSW 2000 Australia
 T +61 2 9232 5877
 ptw.com.au


Client
 AUSTINO PROPERTY GROUP



Project PADI5288
1&2 MURRAY ROSE
 1 MURRAY ROSE AVENUE
 SYDNEY OLYMPIC PARK, NSW
 Status
 DEVELOPMENT APPLICATION

Title
 10-GENERAL ARRANGEMENT PLANS
**GENERAL ARRANGEMENT
 PLANS - S1 LEVEL 02**
 Drawing Number
DA-10-2200
 Revision
C

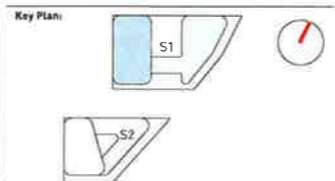



Planning & Environment
 Issued under the Environmental Planning and Assessment Act 1979
 Approved Application No. SSD 9403
 granted on the 14/8/19
 Signed Ellele
 Sheet No. 10 of 75

1 GENERAL ARRANGEMENT PLANS - S1 LEVEL 03-05
 1:400 @ A3

GENERAL ABBREVIATIONS AND LEGEND			
SERVICES:		ROOMS:	
A/C	AIR CONDITIONING	FR	FIRE RISER
AP	ACCESS PENETRATION	FS	FIRE STAIR
COM	COMMUNICATION CUPBOARD	GC	GARBAGE CHUTE
C/V	CORRIDOR VENTILATION	GE	GARBAGE EXHAUST
CW	COLD WATER	LS	LOBBY SUPPLY AIR
EX	EXHAUST AIR RISER	M	MECHANICAL SHAFT
ELEC	ELECTRICAL CUPBOARD	RB	RECYCLE BIN
GAS	GAS CUPBOARD	RBE	RECYCLE BIN EXHAUST
H	HYDRAULICS	RWO	RAIN WATER OUTLET
HW	HOT WATER	SWP	STORM WATER PIT
SA	SUPPLY AIR	SCC	STAIR/BICYCLE CAGE
S/R	STAIR RELIEF		
S.P	STAIR PRESSURISATION		
FE	FIRE EXTINGUISHER		
FH	FIRE HYDRANT		
(A)	ADAPTABLE APARTMENT		
(S)	SILVER LIVABLE APARTMENT		
(G)	GROUND FLOOR APARTMENT		
(V)	VISITABLE APARTMENT		
BALC	BALCONY		

Rv	Amendment	By	Ck	Date
B	Revised DA Submission			17.05.2019
A	Issued for DA Submission			12.10.2018



Drawing Disclaimer:
 Do not scale from drawings.
 Verify all dimensions on site before commencing work.
 Copying or reproduction of this drawing is strictly prohibited
 without the consent of PTW Architects

Architect
 PTW Architects
 Level 11, 88 Phillip Street
 Sydney NSW 2000 Australia
 T +61 2 9232 5877
ptw.com.au

Client
 AUSTINO PROPERTY GROUP

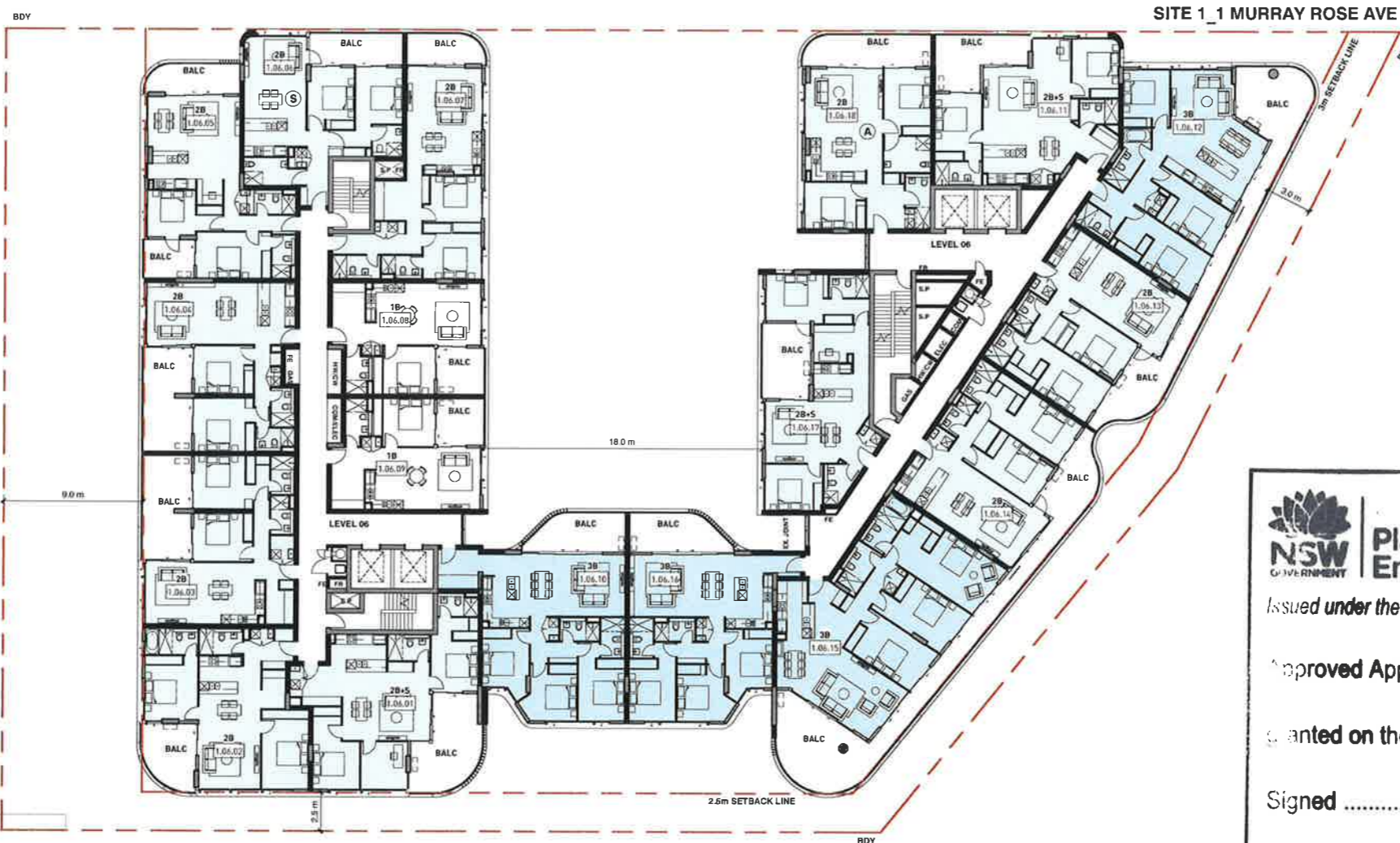
Peddie Thorp & Walker P/L
 ABN 23 000 454 474
 Trading as PTW Architects

NSW Nominated Architects
 S Parsons Architect No 6098
 J Jones Architect No 4798



Project PAD15288
 1&2 MURRAY ROSE
 1 MURRAY ROSE AVENUE
 SYDNEY OLYMPIC PARK, NSW
 STATUS
 DEVELOPMENT APPLICATION

Title
 10-GENERAL ARRANGEMENT PLANS
 GENERAL ARRANGEMENT
 PLANS - S1 LEVEL 03-05
 Drawing Number
 DA-10-2300
 Revision
 B



NSW Planning & Environment
GOVERNMENT

Issued under the Environmental Planning and Assessment Act 1979

Approved Application No. SSD 9403

Granted on the 14/8/19

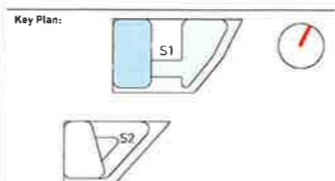
Signed E. Luke

Sheet No. 11 of 75

1 GENERAL ARRANGEMENT PLANS - S1 LEVEL 06
1:400 @ A3

GENERAL ABBREVIATIONS AND LEGEND			
SERVICES:		ROOMS:	
A/C	AIR CONDITIONING	FR	FIRE RISER
AP	ACCESS PENETRATION	FS	FIRE STAIR
COM	COMMUNICATION CUPBOARD	GC	GARBAGE CHUTE
C/V	CORRIDOR VENTILATION	GE	GARBAGE EXHAUST
CW	COLD WATER	LS	LOBBY SUPPLY AIR
EX	EXHAUST AIR RISER	M	MECHANICAL SHAFT
ELEC	ELECTRICAL CUPBOARD	RB	RECYCLE BIN
GAS	GAS CUPBOARD	RBE	RECYCLE BIN EXHAUST
H	HYDRAULICS	RWO	RAIN WATER OUTLET
HW	HOT WATER	SWP	STORM WATER PIT
SA	SUPPLY AIR	XXX	STORAGE/BICYCLE CAGE
S/R	STAIR RELIEF		
S.P.	STAIR PRESSURISATION		
FE	FIRE EXTINGUISHER		
FH	FIRE HYDRANT		
(A)	ADAPTABLE APARTMENT		
(S)	SILVER LIVABLE APARTMENT		
(G)	GROUND FLOOR APARTMENT		
(V)	VISITABLE APARTMENT		
BALC	BALCONY		

Rv	Amendment	By	Ck	Date
B	Revised DA Submission			17.05.2019
A	Issued for DA Submission			12.10.2018



Drawing Disclaimer:
Do not scale from drawings.
Verify all dimensions on site before commencing work.
Copying or reproduction of this drawing is strictly prohibited without the consent of PTW Architects

Architect
PTW Architects
Level 11, 88 Phillip Street
Sydney NSW 2000 Australia
T +61 2 9232 5877
ptw.com.au

Client
AUSTINO PROPERTY GROUP

AUSTINO
Piedie Thorp & Walker P/L
ABN 23 080 456 426
Trading as PTW Architects

PTW
NSW Nominated Architects
S Parsons Architect No 6298
D Jones Architect No 4778

Project: PAD15288
1&2 MURRAY ROSE
1 MURRAY ROSE AVENUE
SYDNEY OLYMPIC PARK, NSW

Title:
10-GENERAL ARRANGEMENT PLANS
GENERAL ARRANGEMENT
PLANS - S1 LEVEL 06
Drawing Number: **DA-10-2400**
Revision: **B**



NSW Planning & Environment
 Issued under the Environmental Planning and Assessment Act 1979

Approved Application No. SSD 9403

granted on the 14/8/19

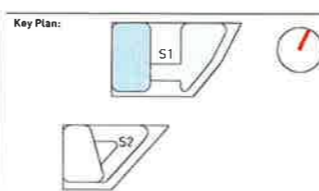
Signed [Signature]

Sheet No. 12 of 75

1 GENERAL ARRANGEMENT PLANS - S1 LEVEL 07
 1:400 @ A3

GENERAL ABBREVIATIONS AND LEGEND			
SERVICES:		ROOMS:	
A/C	AIR CONDITIONING	FR	FIRE RISER
AP	ACCESS PENETRATION	FS	FIRE STAIR
COM	COMMUNICATION CUPBOARD	GC	GARBAGE CHUTE
C/V	CORRIDOR VENTILATION	GE	GARBAGE EXHAUST
CW	COLD WATER	LS	LOBBY SUPPLY AIR
EX	EXHAUST AIR RISER	M	MECHANICAL SHAFT
ELEC	ELECTRICAL CUPBOARD	RB	RECYCLE BIN
GAS	GAS CUPBOARD	RBE	RECYCLE BIN EXHAUST
H	HYDRAULICS	RWO	RAIN WATER OUTLET
HW	HOT WATER	SWP	STORM WATER PIT
SA	SUPPLY AIR	STX	STORAGE/BICYCLE CAGE
S/R	STAIR RELIEF		
S/P	STAIR PRESSURISATION		
FE	FIRE EXTINGUISHER		
FH	FIRE HYDRANT		
Ⓐ	ADAPTABLE APARTMENT	Ⓒ	GROUND FLOOR APARTMENT
Ⓔ	SILVER LIVABLE APARTMENT	Ⓓ	VISITABLE APARTMENT
Ⓒ	GROUND FLOOR APARTMENT	BALC	BALCONY

Rv	Amendment	By	Ck	Date
B	Revised DA Submission			17.05.2019
A	Issued for DA Submission			12.10.2018



Drawing Disclaimer:
 Do not scale from drawings.
 Verify all dimensions on site before commencing work.
 Copying or reproduction of this drawing is strictly prohibited without the consent of PTW Architects

Client
AUSTINO PROPERTY GROUP

Architect
PTW Architects
 Level 11, 88 Phillip Street
 Sydney NSW 2000 Australia
 T +61 2 9232 5877
 ptw.com.au

Peddie Thorp & Walker P/L
 ABN 73 007 454 624
 Trading as PTW Architects

NSW Nominated Architects
 S Parsons Architect No 4970
 D James Architects No 4778



Project PA015288
1&2 MURRAY ROSE
1 MURRAY ROSE AVENUE
 SYDNEY OLYMPIC PARK, NSW

Title
10-GENERAL ARRANGEMENT PLANS
GENERAL ARRANGEMENT PLANS - S1 LEVEL 07
 Drawing Number
DA-10-2500
 Revision
B

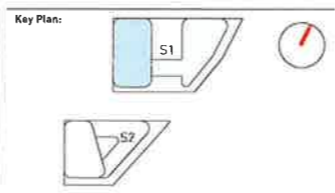


NSW GOVERNMENT | **Planning & Environment**
 Issued under the Environmental Planning and Assessment Act 1979
 Approved Application No. SSD 9403
 granted on the 14/8/19
 Signed E. Leach
 Sheet No. 14 of 75

1 GENERAL ARRANGEMENT PLANS - S1 LEVEL 09
 1:400 @ A3

GENERAL ABBREVIATIONS AND LEGEND			
SERVICES:		ROOMS:	
A/C	AIR CONDITIONING	FR	FIRE RISER
AP	ACCESS PENETRATION	FS	FIRE STAIR
COM	COMMUNICATION CUPBOARD	GC	GARBAGE CHUTE
CV	CORRIDOR VENTILATION	GE	GARBAGE EXHAUST
CW	COLD WATER	LS	LOBBY SUPPLY AIR
EX	EXHAUST AIR RISER	M	MECHANICAL SHAFT
ELEC	ELECTRICAL CUPBOARD	RB	RECYCLE BIN
GAS	GAS CUPBOARD	RBE	RECYCLE BIN EXHAUST
H	HYDRAULICS	RWO	RAIN WATER OUTLET
HW	HOT WATER	SWP	STORM WATER PIT
SA	SUPPLY AIR	SWP	STORM WATER PIT
S/R	STAIR RELIEF	SC	STORAGE/BI-CYCLE CAGE
S.P	STAIR PRESSURISATION		
FE	FIRE EXTINGUISHER		
FH	FIRE HYDRANT		
(A)	ADAPTABLE APARTMENT	(S)	SILVER LIVABLE APARTMENT
(G)	GROUND FLOOR APARTMENT	(V)	VISITABLE APARTMENT
BALC	BALCONY		

Rv	Amendment	By	Ck	Date
D	Revised DA Submission			17.05.2019
C	Revised DA Submission			16.03.2019
B	Revised DA Submission			24.01.2019
A	Issued for DA Submission			12.10.2018



Drawing Disclaimer:
 Do not scale from drawings.
 Verify all dimensions on site before commencing work.
 Copying or reproduction of this drawing is strictly prohibited
 without the consent of PTW Architects

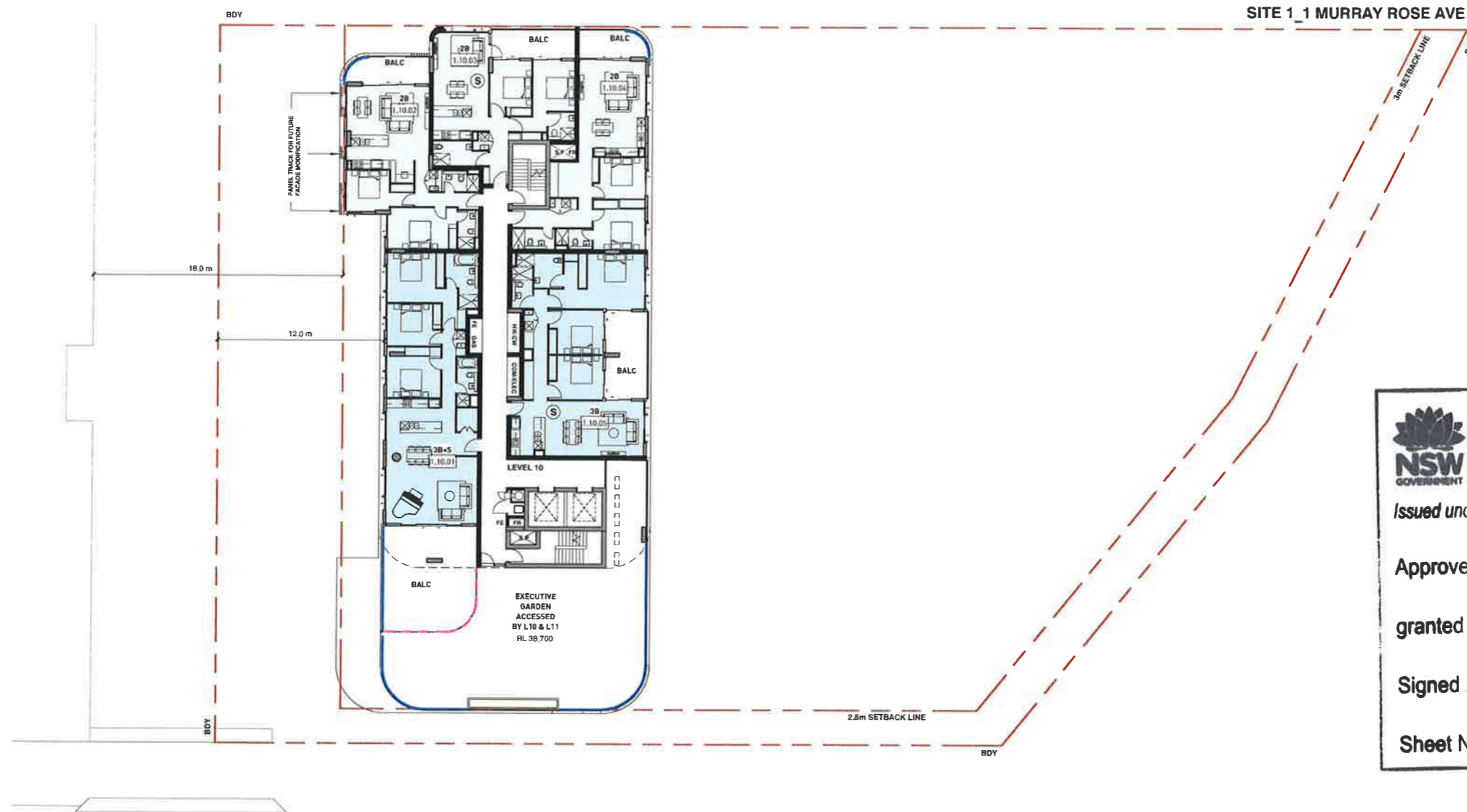
Architect
 PTW Architects
 Level 11, 88 Phillip Street
 Sydney NSW 2000 Australia
 T +61 2 9232 5877
 ptw.com.au

Client
 AUSTINO PROPERTY GROUP

AUSTINO
 Peddie Thorp & Walker P/L
 ABN 23 000 456 676
 ttw@ptwarchitects.com.au

PTW
 NSW Nominated Architects
 S Parsons Architect No. 4098
 D Jones Architect No. 4798

0	1	2	5	10	15m	Title	Revision
						10-GENERAL ARRANGEMENT PLANS GENERAL ARRANGEMENT PLANS - S1 LEVEL 09	
						Project PAD15288 1&2 MURRAY ROSE 1 MURRAY ROSE AVENUE SYDNEY OLYMPIC PARK, NSW	
						Drawing Number DA-10-2700	D
						Status DEVELOPMENT APPLICATION	



NSW GOVERNMENT Planning & Environment
 Issued under the Environmental Planning and Assessment Act 1979

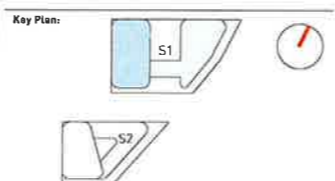
Approved Application No. SSD 9403
 granted on the 14/8/19
 Signed Elick
 Sheet No 15 of 75

1 GENERAL ARRANGEMENT PLANS - S1 LEVEL 10
 1:400 @ A3

GENERAL ABBREVIATIONS AND LEGEND			
SERVICES:			ROOMS:
A/C	AIR CONDITIONING	FR	FIRE RISER
AP	ACCESS PENETRATION	FS	FIRE STAIR
COM	COMMUNICATION CUPBOARD	GC	GARBAGE CHUTE
C/V	CORRIDOR VENTILATION	GE	GARBAGE EXHAUST
CW	COLD WATER	LS	LOBBY SUPPLY AIR
EX	EXHAUST AIR RISER	M	MECHANICAL SHAFT
ELEC	ELECTRICAL CUPBOARD	RB	RECYCLE BIN
GAS	GAS CUPBOARD	RBE	RECYCLE BIN EXHAUST
H	HYDRAULICS	RWO	RAIN WATER OUTLET
HW	HOT WATER	SWP	STORM WATER PIT
SA	SUPPLY AIR	SB	STAIR RELIEF
S/R	STAIR RELIEF	SB	STAIR RELIEF
S/P	STAIR PRESSURISATION	FE	FIRE EXTINGUISHER
FE	FIRE EXTINGUISHER	FH	FIRE HYDRANT
FH	FIRE HYDRANT		
(A)	ADAPTABLE APARTMENT	(S)	SILVER LIVABLE APARTMENT
(G)	GROUND FLOOR APARTMENT	(V)	VISITABLE APARTMENT
BALC	BALCONY		

- GLASS SCREEN
- - - SLAT FENCE
- VEGETATION SCREEN

Rv	Amendment	By	Ck	Date
D	Revised DA Submission			17.05.2019
C	Revised DA Submission			19.02.2019
B	Revised DA Submission			24.01.2019
A	Issued for DA Submission			12.10.2018



Drawing Disclaimer:
 Do not scale from drawings.
 Verify all dimensions on site before commencing work.
 Copying or reproduction of this drawing is strictly prohibited
 without the consent of PTW Architects

Architect
 PTW Architects
 Level 11, 88 Phillip Street
 Sydney NSW 2000 Australia
 T +61 2 9232 5877
 ptw.com.au

Client
 AUSTINO PROPERTY GROUP

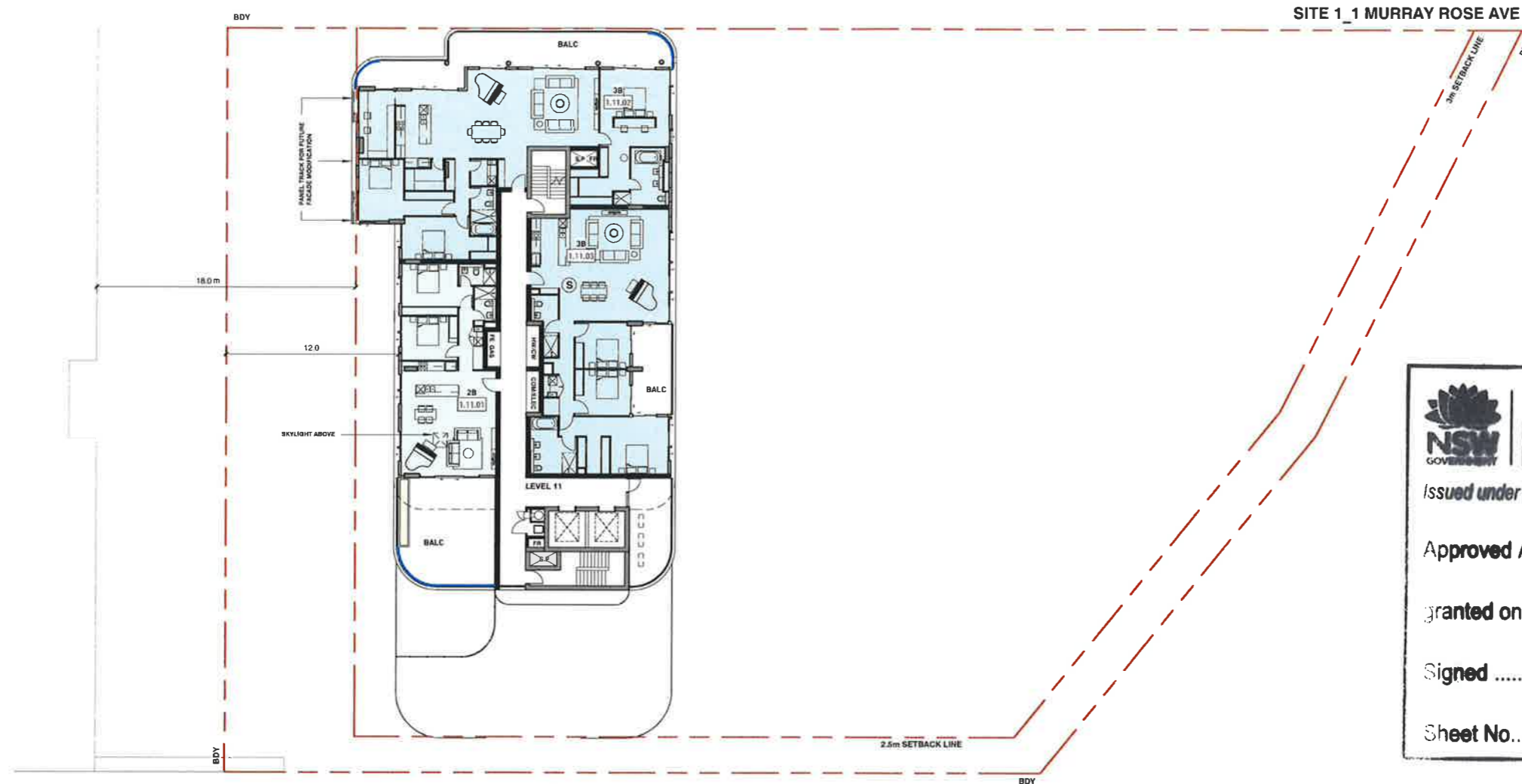


Peddie Thorp & Walker P/L
 ABN 23 002 454 626
 trading as PTW Architects

NSW Registered Architects
 S. Parsons Architect No.4078
 D. Jones Architect No.4778



0	1	2	5	10	15m
Title 10-GENERAL ARRANGEMENT PLANS GENERAL ARRANGEMENT PLANS - S1 LEVEL 10					
Project PAD15288 1&2 MURRAY ROSE 1 MURRAY ROSE AVENUE SYDNEY OLYMPIC PARK, NSW					
Drawing Number DA-10-2800					
Revision D					
Status DEVELOPMENT APPLICATION					



NSW GOVERNMENT | **Planning & Environment**

Issued under the Environmental Planning and Assessment Act 1979

Approved Application No. SSD 9403

granted on the 14/8/19

Signed Eleck

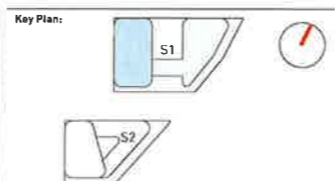
Sheet No. 16 of 75

- GLASS SCREEN
- - - SLAT FENCE
- VEGETATION SCREEN

1 GENERAL ARRANGEMENT PLANS - S1 LEVEL 11
1:400 @ A3

GENERAL ABBREVIATIONS AND LEGEND			
SERVICES:			ROOMS:
A/C	AIR CONDITIONING	FR	FIRE RISER
AP	ACCESS PENETRATION	FS	FIRE STAIR
COM	COMMUNICATION CUPBOARD	GC	GARBAGE CHUTE
CV	CORRIDOR VENTILATION	GE	GARBAGE EXHAUST
CW	COLD WATER	LS	LOBBY SUPPLY AIR
EX	EXHAUST AIR RISER	M	MECHANICAL SHAFT
ELEC	ELECTRICAL CUPBOARD	RB	RECYCLE BIN
GAS	GAS CUPBOARD	RBE	RECYCLE BIN EXHAUST
H	HYDRAULICS	RWO	RAIN WATER OUTLET
HW	HOT WATER	SWP	STORM WATER PIT
SA	SUPPLY AIR	SC	STORAGE/BICYCLE CAGE
S/R	STAIR RELIEF		
S.P	STAIR PRESSURISATION		
FE	FIRE EXTINGUISHER		
FH	FIRE HYDRANT		
Ⓐ	ADAPTABLE APARTMENT		
Ⓑ	SILVER LIVABLE APARTMENT		
Ⓒ	GROUND FLOOR APARTMENT		
Ⓓ	VISITABLE APARTMENT		
BALC	BALCONY		

Rv	Amendment	By	Ck	Date
D	Revised DA Submission			17.05.2019
C	Revised DA Submission			19.03.2019
B	Revised DA Submission			24.01.2019
A	Issued for DA Submission			12.10.2018



Drawing Disclaimer:
Do not scale from drawings.
Verify all dimensions on site before commencing work.
Copying or reproduction of this drawing is strictly prohibited without the consent of PTW Architects

Architect
PTW Architects
Level 11, 88 Philip Street
Sydney NSW 2000 Australia
T +61 2 9232 5877
ptw.com.au

Client
AUSTINO PROPERTY GROUP

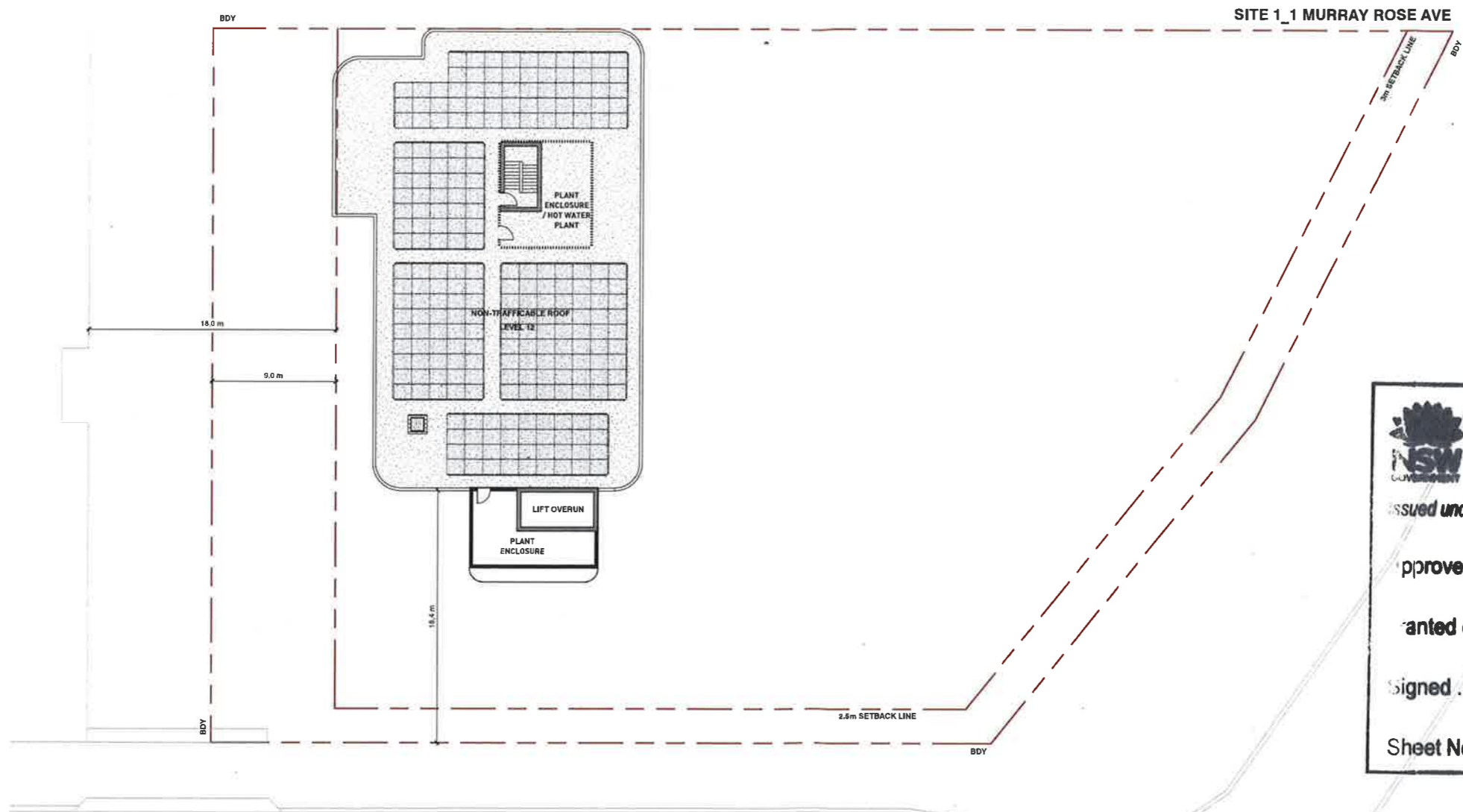


Project PAD15288
1 & 2 MURRAY ROSE
1 MURRAY ROSE AVENUE
SYDNEY OLYMPIC PARK, NSW

Title
10-GENERAL ARRANGEMENT PLANS
GENERAL ARRANGEMENT PLANS - S1 LEVEL 11

Drawing Number DA-10-2900
Revision D

Status
DEVELOPMENT APPLICATION



Planning & Environment

issued under the Environmental Planning and Assessment Act 1979

Approved Application No. SSD 9403

Granted on the 14/8/19

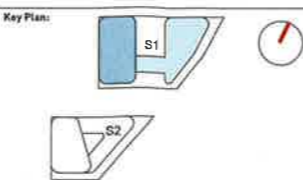
Signed E. Clark

Sheet No. 17 of 75

1 GENERAL ARRANGEMENT PLANS - S1 LEVEL 12
1:400 @ A3

GENERAL ABBREVIATIONS AND LEGEND			
SERVICES:			ROOMS:
A/C	AIR CONDITIONING	FR	FIRE RISER
AP	ACCESS PENETRATION	FS	FIRE STAIR
COM	COMMUNICATION CUPBOARD	GC	GARBAGE CHUTE
C/V	CORRIDOR VENTILATION	GE	GARBAGE EXHAUST
CW	COLD WATER	LS	LOBBY SUPPLY AIR
EX	EXHAUST AIR RISER	M	MECHANICAL SHAFT
ELEC	ELECTRICAL CUPBOARD	RB	RECYCLE BIN
GAS	GAS CUPBOARD	RBE	RECYCLE BIN EXHAUST
H	HYDRAULICS	RWO	RAIN WATER OUTLET
HW	HOT WATER	SWP	STORM WATER PIT
SA	SUPPLY AIR	SCC	STORAGE/BICYCLE CAGE
S/R	STAIR RELIEF		
S.P	STAIR PRESSURISATION		
FE	FIRE EXTINGUISHER		
FH	FIRE HYDRANT		
(A)	ADAPTABLE APARTMENT	(S)	SILVER LIVABLE APARTMENT
(G)	GROUND FLOOR APARTMENT	(V)	VISITABLE APARTMENT
BALC	BALCONY		

Rv	Amendment	By	Ck	Date
A	Issued for DA Submission			12.10.2018



Drawing Disclaimer:
Do not scale from drawings.
Verify all dimensions on site before commencing work.
Copying or reproduction of this drawing is strictly prohibited without the consent of PTW Architects

Architect
PTW Architects
Level 11, 88 Phillip Street
Sydney NSW 2000 Australia
T +61 2 9232 5877
ptw.com.au

Client
AUSTINO PROPERTY GROUP



Pauline Thorp & Walker P/L
ABN 23 009 452 624
trading as PTW Architects

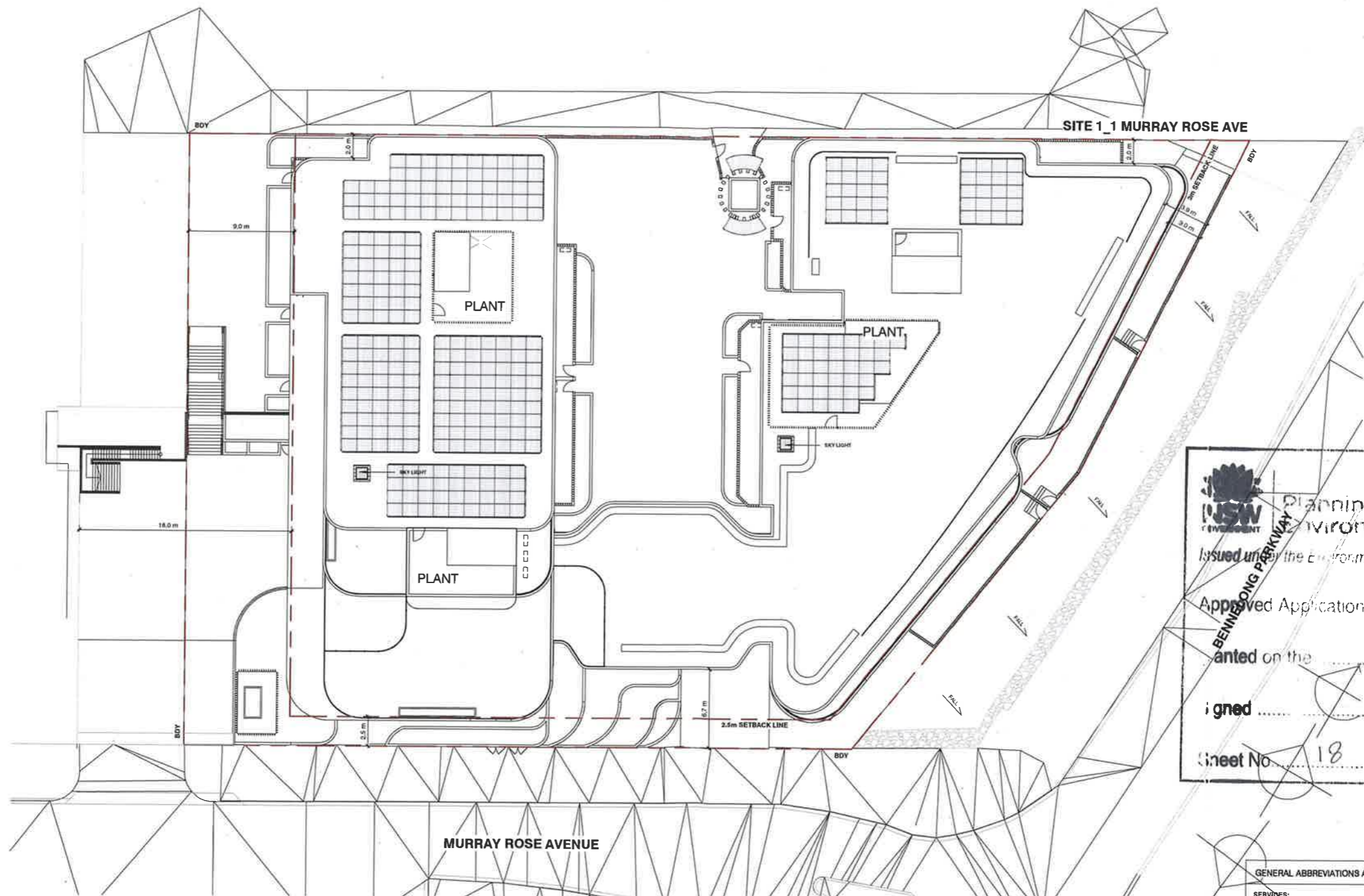
NSW Nominated Architects
S Parsons Architect No. 8099
D Jones Architect No. 4778




Project PA015288
1&2 MURRAY ROSE
1 MURRAY ROSE AVENUE
SYDNEY OLYMPIC PARK, NSW

Title
10-GENERAL ARRANGEMENT PLANS
GENERAL ARRANGEMENT
PLANS - S1 LEVEL 12
Drawing Number
DA-10-3000
Revision
A

Status
DEVELOPMENT APPLICATION



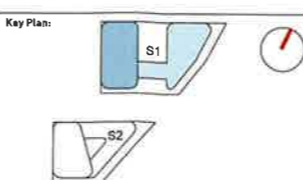
1 GENERAL ARRANGEMENT PLANS - S1 ROOF
1:400 @ A3


Planning & Environment
 Issued under the Environmental Planning and Assessment Act 1979
 Approved Application No. SSD 9403
 Granted on the 14/8/19
 Signed [Signature]
 Sheet No. 18 of 75

GENERAL ABBREVIATIONS AND LEGEND

SERVICES:		ROOMS:	
A/C	AIR CONDITIONING	FR	FIRE RISER
AP	ACCESS PENETRATION	FS	FIRE STAIR
COM	COMMUNICATION CLIPBOARD	GC	GARBAGE CHUTE
C/V	CORRIDOR VENTILATION	GE	GARBAGE EXHAUST
CW	COLD WATER	LS	LOBBY SUPPLY AIR
EX	EXHAUST AIR RISER	M	MECHANICAL SHAFT
ELEC	ELECTRICAL CLIPBOARD	RB	RECYCLE BIN
GAS	GAS CLIPBOARD	RBE	RECYCLE BIN EXHAUST
H	HYDRAULICS	RWO	RAIN WATER OUTLET
HW	HOT WATER	SWP	STORM WATER PIT
SA	SUPPLY AIR	SC	STORAGE/BICYCLE CAGE
S/R	STAIR RELIEF		
S.P	STAIR PRESSURISATION		
FE	FIRE EXTINGUISHER		
PH	FIRE HYDRANT		
		(A)	ADAPTABLE APARTMENT
		(S)	SILVER LIVABLE APARTMENT
		(G)	GROUND FLOOR APARTMENT
		(V)	VISITABLE APARTMENT
		BALC	BALCONY

Rv	Amendment	By	CK	Date
A	Issued for DA Submission			12.10.2016



Drawing Disclaimer:
Do not scale from drawings.
Verify all dimensions on site before commencing work.
Copying or reproduction of this drawing is strictly prohibited without the consent of PTW Architects

Architect
 PTW Architects
 Level 11, 88 Phillip Street
 Sydney NSW 2000 Australia
 T +61 2 9232 5877
ptw.com.au



Peddie Thorp & Walker PL
 ABN 23 000 454 624
 Trading as PTW Architects

NSW Registered Architects
 S. Parsons Architect No. 4098
 D. Jones Architect No. 4776



Project PA015288
1&2 MURRAY ROSE
1 MURRAY ROSE AVENUE
 SYDNEY OLYMPIC PARK, NSW
 Status
 DEVELOPMENT APPLICATION

Title
10-GENERAL ARRANGEMENT PLANS
GENERAL ARRANGEMENT PLANS - S1 ROOF
 Drawing Number
DA-10-3100
 Revision
A

LEVEL	RESIDENTIAL CAR PARKING			VISITOR ACCESSIBLE	BICYCLE PARKING		
	STANDARD	ACCESSIBLE	TOTAL		RESIDENTIAL	VISITOR	TOTAL
S2 LB3	28	0	28	0	0	0	28
S2 LB2	24	10	34	0	0	0	34
S2 LB1	0	2	2	1	15	0	16
S2 L00	12	1	13	0	21	0	21
S2 LB1	0	0	0	0	0	32	32
GRAND TOTAL	64	13	77	1	36	32	146



NSW GOVERNMENT | Planning & Environment

Issued under the Environmental Planning and Assessment Act 1979

Approved Application No. SSD9403

granted on the 14/8/19

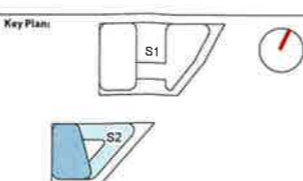
Signed E. Lush

Sheet No. 20 of 75

1 GENERAL ARRANGEMENT PLANS - S2 LEVEL B2
1:400 @ A3

GENERAL ABBREVIATIONS AND LEGEND			
SERVICES:		ROOMS:	
A/C	AIR CONDITIONING	FR	FIRE RISER
AP	ACCESS PENETRATION	FS	FIRE STAIR
COM	COMMUNICATION CLIPBOARD	GC	GARBAGE CHUTE
C/V	CORRIDOR VENTILATION	GE	GARBAGE EXHAUST
CW	COLD WATER	LS	LOBBY SUPPLY AIR
EK	EXHAUST AIR RISER	M	MECHANICAL SHAFT
ELEC	ELECTRICAL CLIPBOARD	RB	RECYCLE BIN
GAS	GAS CLIPBOARD	RBE	RECYCLE BIN EXHAUST
H	HYDRALLICS	RWO	RAIN WATER OUTLET
HW	HOT WATER	SWP	STORM WATER PIT
SA	SUPPLY AIR	ST	STAIR
S/R	STAIR RELIEF	STP	STAIR PRESSURISATION
S.P	STAIR PRESSURISATION	STC	STORAGE/BICYCLE CAGE
FE	FIRE EXTINGUISHER		
FH	FIRE HYDRANT		
(A)	ADAPTABLE APARTMENT	(S)	SILVER LIVABLE APARTMENT
(G)	GROUND FLOOR APARTMENT	(V)	VISITABLE APARTMENT
(BALC)	BALCONY		

Rv	Amendment	By	Ck	Date
C	Revised DA Submission			19.03.2019
B	Revised DA Submission			24.01.2019
A	Issued for DA Submission			12.10.2018



Drawing Disclaimers:
Do not scale from drawings.
Verify all dimensions on site before commencing work.
Copying or reproduction of this drawing is strictly prohibited without the consent of PTW Architects

Client:
AUSTINO PROPERTY GROUP

Architect:
PTW Architects
Level 11, 88 Phillip Street
Sydney NSW 2000 Australia
T +61 2 9232 5877
ptw.com.au

Architect:
Peddie Thorp & Walker P/L
ABN 23 020 654 624
Trading as PTW Architects

NSW Registered Architects:
5 Persons Architect No 4078
2 James Archibald No 4778

PTW

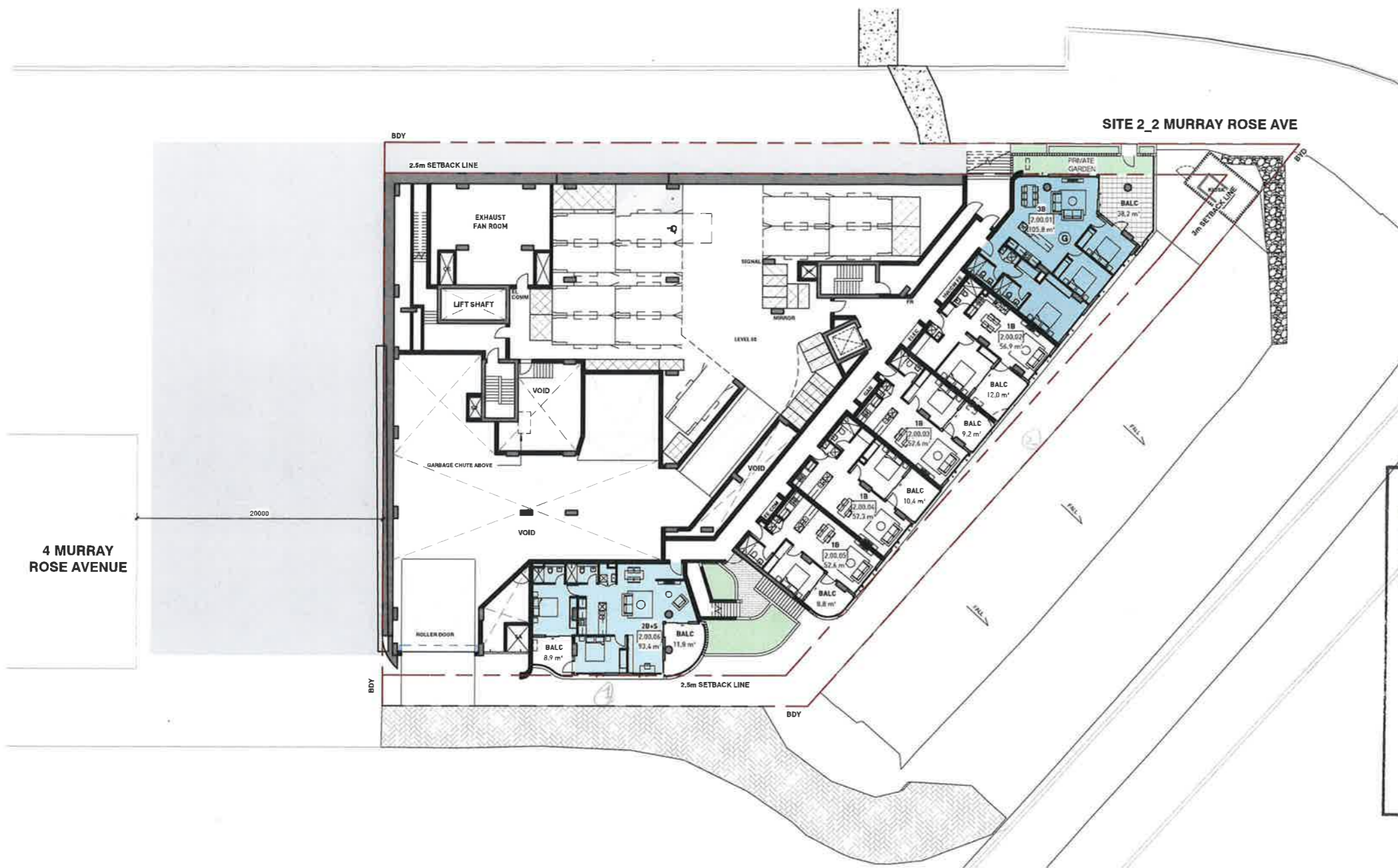
Project PA015288
1&2 MURRAY ROSE
2 MURRAY ROSE AVENUE
SYDNEY OLYMPIC PARK, NSW

Title
10-GENERAL ARRANGEMENT PLANS
GENERAL ARRANGEMENT PLANS - S2 LEVEL B2
Drawing Number: **DA-10-4800** Revision: **C**

Status
DEVELOPMENT APPLICATION

B:\13617\Murray Rose Avenue\PA015288_MurrayRoseAve_S2_AR_DA_B340.rvt 19/03/2019 3:10:27 PM

DA PARKING SCHEDULE							
LEVEL	RESIDENTIAL CAR PARKING			VISITOR ACCESSIBLE	BICYCLE PARKING		
	STANDARD	ACCESSIBLE	TOTAL		RESIDENTIAL	VISITOR	TOTAL
S2 LB3	58	0	58	0	59	0	59
S2 LB2	38	10	48	0	57	0	57
S2 LB1	3	2	5	1	15	0	15
S2 LB0	12	1	13	0	21	0	21
S2 LB1	0	0	0	0	0	32	32
GRAND TOTAL	111	13	124	1	152	32	184

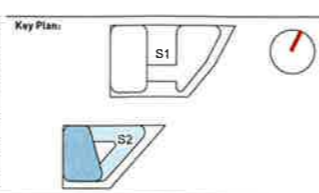


NSW GOVERNMENT Planning & Environment
 Issued under the Environmental Planning and Assessment Act 1979
 Approved Application No. SSD 9403
 granted on the 14/8/19
 Signed [Signature]
 Sheet No. 22 of 75

1 GENERAL ARRANGEMENT PLANS - S2 LEVEL 00
 1:400 @ A3

GENERAL ABBREVIATIONS AND LEGEND			
SERVICES:			
AC	AIR CONDITIONING	FR	FIRE RISER
AP	ACCESS PENETRATION	FS	FIRE STAIR
COM	COMMUNICATION CUPBOARD	GC	GARBAGE CHUTE
C/V	CORRIDOR VENTILATION	GE	GARBAGE EXHAUST
CW	COLD WATER	LS	LOBBY SUPPLY AIR
EX	EXHAUST AIR RISER	M	MECHANICAL SHAFT
ELEC	ELECTRICAL CUPBOARD	RB	RECYCLE BIN
GAS	GAS CUPBOARD	RBE	RECYCLE BIN EXHAUST
H	HYDRAULICS	RWO	RAIN WATER OUTLET
HW	HOT WATER	SWP	STORM WATER FIT
SA	SUPPLY AIR	☒	STORAGE/BICYCLE CAGE
S/R	STAIR RELIEF		
S.P	STAIR PRESSURISATION		
FE	FIRE EXTINGUISHER		
FH	FIRE HYDRANT		
ROOMS:			
Ⓐ	ADAPTABLE APARTMENT	Ⓒ	SILVER LIVABLE APARTMENT
Ⓓ	GROUND FLOOR APRTMENT	Ⓥ	VISITABLE APARTMENT
BALC	BALCONY		

Rv	Amendment	By	Ck	Date
C	Revised DA Submission			19.03.2019
B	Revised DA Submission			24.01.2019
A	Issued for DA Submission			12.10.2018



Drawing Disclaimer:
 Do not scale from drawings.
 Verify all dimensions on site before commencing work.
 Copying or reproduction of this drawing is strictly prohibited without the consent of PTW Architects.

Client: AUSTINO PROPERTY GROUP

Architect: PTW Architects
 Level 11, 88 Phillip Street
 Sydney NSW 2000 Australia
 T +61 2 9232 5877
 ptw.com.au

Project: PA015288
1&2 MURRAY ROSE
2 MURRAY ROSE AVENUE
SYDNEY OLYMPIC PARK, NSW

Title: 10-GENERAL ARRANGEMENT PLANS
GENERAL ARRANGEMENT PLANS - S2 LEVEL 00
DA-10-5000


Revision: C

Status: DEVELOPMENT APPLICATION

BH 360/Murray Rose Avenue/PA015288_MurrayRoseAve_S2_AR_DA_B340.rvt 19/03/2019 3:11:14 PM

DA_PARKING SCHEDULE							
LEVEL	RESIDENTIAL CAR PARKING			VISITOR ACCESSIBLE	BICYCLE PARKING		
	STANDARD	ACCESSIBLE	TOTAL		RESIDENTIAL	VISITOR	TOTAL
S2_LB3	58	0	58	0	59	0	59
S2_LB5	58	18	76	0	57	0	57
S2_LB1	3	2	5	1	15	0	15
S2_LC0	12	1	13	0	21	0	21
S2_L01	0	0	0	0	0	32	32
GRAND TOTAL	111	13	124	1	152	32	184

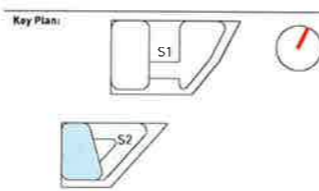



Planning & Environment
 Issued under the Environmental Planning and Assessment Act 1979
 Approved Application No. SSD 9403
 granted on the 14/8/19
 Signed [Signature]
 Sheet No. 23 of 75

1 GENERAL ARRANGEMENT PLANS - S2 LEVEL 01
 1:400 @ A3

GENERAL ABBREVIATIONS AND LEGEND			
SERVICES:		ROOMS:	
A/C	AIR CONDITIONING	FR	FIRE RISER
AP	ACCESS PENETRATION	FS	FIRE STAIR
COM	COMMUNICATION CUPBOARD	GC	GARBAGE CHUTE
C/V	CORRIDOR VENTILATION	GE	GARBAGE EXHAUST
CW	COLD WATER	LS	LOBBY SUPPLY AIR
EX	EXHAUST AIR RISER	M	MECHANICAL SHAFT
ELEC	ELECTRICAL CUPBOARD	RB	RECYCLE BIN
GAS	GAS CUPBOARD	RBE	RECYCLE BIN EXHAUST
H	HYDRAULICS	RWO	RAIN WATER OUTLET
HW	HOT WATER	SWP	STORM WATER PIT
SA	SUPPLY AIR	SCC	STORAGE/BICYCLE CAGE
S/R	STAIR RELIEF		
S/P	STAIR PRESSURISATION		
FE	FIRE EXTINGUISHER		
FH	FIRE HYDRANT		
		(A)	ADAPTABLE APARTMENT
		(S)	SILVER LIVABLE APARTMENT
		(G)	GROUND FLOOR APARTMENT
		(V)	VISITABLE APARTMENT
		BALC	BALCONY

Rv	Amendment	By	Ck	Date
D	Revised DA Submission			17.05.2019
C	Revised DA Submission			19.03.2019
B	Revised DA Submission			24.01.2019
A	Issued for DA Submission			12.10.2018



Drawing Disclaimers:
 Do not scale from drawings.
 Verify all dimensions on site before commencing work.
 Copying or reproduction of this drawing is strictly prohibited without the consent of PTW Architects.

Client:
 AUSTINO PROPERTY GROUP

Architect:
 PTW Architects
 Level 11, 88 Phillip Street
 Sydney NSW 2000 Australia
 T +61 2 9232 5877
ptw.com.au



Project: PAD15288
1&2 MURRAY ROSE
2 MURRAY ROSE AVENUE
SYDNEY OLYMPIC PARK, NSW

Title:
 10-GENERAL ARRANGEMENT PLANS
GENERAL ARRANGEMENT PLANS - S2 LEVEL 01
DA-10-5100

Peelle Thorp & Walker P/L
 ABN 23 555 434 824
 Trading as PTW Architects

NSW Nominated Architects
 5 Parsons Architect No 6098
 D Jones Architects No 4776



Drawing Number: DA-10-5100
Revision: D

4 MURRAY ROSE AVENUE

SITE 2_2 MURRAY ROSE AVE

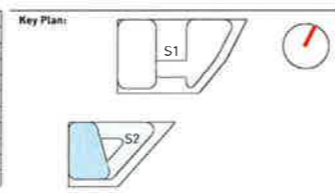


1 GENERAL ARRANGEMENT PLANS - S2 LEVEL 02
1:400 @ A3

NSW GOVERNMENT Planning & Environment
 Issued under the Environmental Planning and Assessment Act 1979
 Approved Application No. SSD 9403
 granted on the 14/8/19
 Signed E. Luke
 Sheet No. 29 of 75

GENERAL ABBREVIATIONS AND LEGEND			
SERVICES:		ROOMS:	
A/C	AIR CONDITIONING	FR	FIRE RISER
AP	ACCESS PENETRATION	FS	FIRE STAR
COM	COMMUNICATION CUPBOARD	GC	GARBAGE CHUTE
CV	CORRIDOR VENTILATION	GE	GARBAGE EXHAUST
CW	COLD WATER	LS	LOBBY SUPPLY AIR
EX	EXHAUST AIR RISER	M	MECHANICAL SHAFT
ELEC	ELECTRICAL CUPBOARD	RB	RECYCLE BIN
GAS	GAS CUPBOARD	RBE	RECYCLE BIN EXHAUST
H	HYDRAULICS	RWD	RAIN WATER OUTLET
HW	HOT WATER	SWP	STORM WATER PIT
SA	SUPPLY AIR	STB	STORAGE/BICYCLE CAGE
S/R	STAIR RELIEF		
S.P	STAIR PRESSURISATION		
FE	FIRE EXTINGUISHER		
FH	FIRE HYDRANT		
(A)	ADAPTABLE APARTMENT	(S)	SILVER LIVABLE APARTMENT
(G)	GROUND FLOOR APARTMENT	(V)	VISITABLE APARTMENT
BALC	BALCONY		

Rv	Amendment	By	Ck	Date
C	Revised DA Submission			17.05.2019
B	Revised DA Submission			19.03.2019
A	Issued for DA Submission			12.10.2018



Drawing Disclaimer:
 Do not scale from drawings.
 Verify all dimensions on site before commencing work.
 Copying or reproduction of this drawing is strictly prohibited without the consent of PTW Architects.

Architect
 PTW Architects
 Level 11, 88 Phillip Street
 Sydney NSW 2000 Australia
 T +61 2 9232 5877
 ptw.com.au

Client
 AUSTINO PROPERTY GROUP

AUSTINO
 Puddle Tharp & Water P/L
 ABN 23 080 456 424
 Trading as PTW Architects

PTW
 NSW Nominated Architects
 S. Parsons Architect No. 6076
 G. James Architect No. 6770

0 1 2 5 10 15m
 Project PA015288
1&2 MURRAY ROSE
2 MURRAY ROSE AVENUE
 SYDNEY OLYMPIC PARK, NSW
 Status: DEVELOPMENT APPLICATION
 Title: 10-GENERAL ARRANGEMENT PLANS - S2 LEVEL 02
 Drawing Number: DA-10-5200
 Revision: C

4 MURRAY ROSE AVENUE

SITE 2_2 MURRAY ROSE AVE

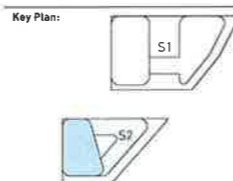


NSW Planning & Environment
 Issued under the Environmental Planning and Assessment Act 1979
 Approved Application No. SSD 9403
 granted on the 14/8/19
 Signed [Signature]
 Sheet No. 25 of 75

1 GENERAL ARRANGEMENT PLANS - S2 LEVEL 03 - LEVEL 05
 1:400 @ A3

GENERAL ABBREVIATIONS AND LEGEND		
SERVICES:	ROOMS:	
A/C AIR CONDITIONING	FR FIRE RISER	(A) ADAPTABLE APARTMENT
AP ACCESS PENETRATION	FS FIRE STAIR	(S) SILVER LIVABLE APARTMENT
COM COMMUNICATION CUPBOARD	GC GARBAGE CHUTE	(G) GROUND FLOOR APARTMENT
CV CORRIDOR VENTILATION	GE GARBAGE EXHAUST	(V) VISITABLE APARTMENT
CW COLD WATER	LS LOBBY SUPPLY AIR	BALC BALCONY
EX EXHAUST AIR RISER	M MECHANICAL SHAFT	
ELEC ELECTRICAL CUPBOARD	RB RECYCLE BIN	
GAS GAS CUPBOARD	RBE RECYCLE BIN EXHAUST	
H HYDRAULICS	RWO RAIN WATER OUTLET	
HW HOT WATER	SWP STORM WATER PIT	
SA SUPPLY AIR	STAIR RELIEF	
S/R STAIR RELIEF	STAIR PRESSURISATION	
S.P STAIR PRESSURISATION	FE FIRE EXTINGUISHER	
FE FIRE EXTINGUISHER	FN FIRE HYDRANT	
FN FIRE HYDRANT	STORAGE/BICYCLE CAGE	

Rv	Amendment	By	Ck	Date
C	Revised DA Submission			17.05.2019
B	Revised DA Submission			19.03.2019
A	Issued for DA Submission			12.10.2018



Drawing Disclaimer:
 Do not scale from drawings.
 Verify all dimensions on site before commencing work.
 Copying or reproduction of this drawing is strictly prohibited
 without the consent of PTW Architects.

Architect
 PTW Architects
 Level 11, 88 Phillip Street
 Sydney NSW 2000 Australia
 T +61 2 9232 5877
 ptw.com.au

Client
 AUSTINO PROPERTY GROUP



Peddie Thorp & Walker P/L
 ABN 23 000 456 674
 Building PTW Architects

NSW Registered Architects
 S. Parsons Architect No. 4598
 D. Jones Architect No. 4776



Project PA015288
 1&2 MURRAY ROSE
 2 MURRAY ROSE AVENUE
 SYDNEY OLYMPIC PARK, NSW
 Status
 DEVELOPMENT APPLICATION

Title
 10-GENERAL ARRANGEMENT PLANS
 GENERAL ARRANGEMENT
 PLANS - S2 LEVEL 03-05
 Drawing Number
 DA-10-5300
 Revision
 C

4 MURRAY ROSE AVENUE

180m

SITE 2_2 MURRAY ROSE AVE



NSW GOVERNMENT Planning & Environment

Issued under the Environmental Planning and Assessment Act 1979

Approved Application No. SSD 9403

granted on the 14/8/19

Signed E. Luck

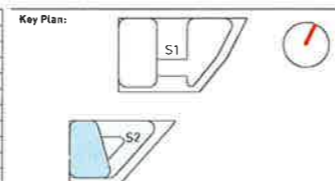
Sheet No. 26 of 75

1 GENERAL ARRANGEMENT PLANS - S2 LEVEL 06
1:400 @ A3

GENERAL ABBREVIATIONS AND LEGEND

SERVICES:		ROOMS:	
A/C	AIR CONDITIONING	FR	FIRE RISER
AP	ACCESS PENETRATION	FS	FIRE STAIR
COM	COMMUNICATION CUPBOARD	GC	GARBAGE CHUTE
CV	CORRIDOR VENTILATION	GE	GARBAGE EXHAUST
CW	COLD WATER	LS	LOBBY SUPPLY AIR
EX	EXHAUST AIR RISER	M	MECHANICAL SHAFT
ELEC	ELECTRICAL CUPBOARD	RB	RECYCLE BIN
GAS	GAS CUPBOARD	RBE	RECYCLE BIN EXHAUST
H	HYDRAULICS	RWO	RAW WATER OUTLET
HW	HOT WATER	SWP	STORM WATER PIT
SA	SUPPLY AIR	STB	STORAGE/BICYCLE CAGE
S/R	STAIR RELIEF		
S.P	STAIR PRESSURISATION		
FE	FIRE EXTINGUISHER		
FH	FIRE HYDRANT		
(A)	ADAPTABLE APARTMENT	(S)	SILVER LIVABLE APARTMENT
(G)	GROUND FLOOR APARTMENT	(V)	VISITABLE APARTMENT
BALC	BALCONY		

Rv	Amendment	By	Ck	Date
C	Revised DA Submission			17.05.2019
B	Revised DA Submission			19.02.2019
A	Issued for DA Submission			12.10.2018



Drawing Disclaimer:
Do not scale from drawings. Verify all dimensions on site before commencing work. Copying or reproduction of this drawing is strictly prohibited without the consent of PTW Architects.

Architect
PTW Architects
Level 11, 88 Philip Street
Sydney NSW 2000 Australia
T +61 2 9232 5877
ptw.com.au

Client
AUSTINO PROPERTY GROUP

AUSTINO
Piedie Thorp & Walker PJL
ABN 73 000 454 474
Trading as PTW Architects

NSW Nominated Architects
S Parsons Architects No 6096
© James Architects No 4728

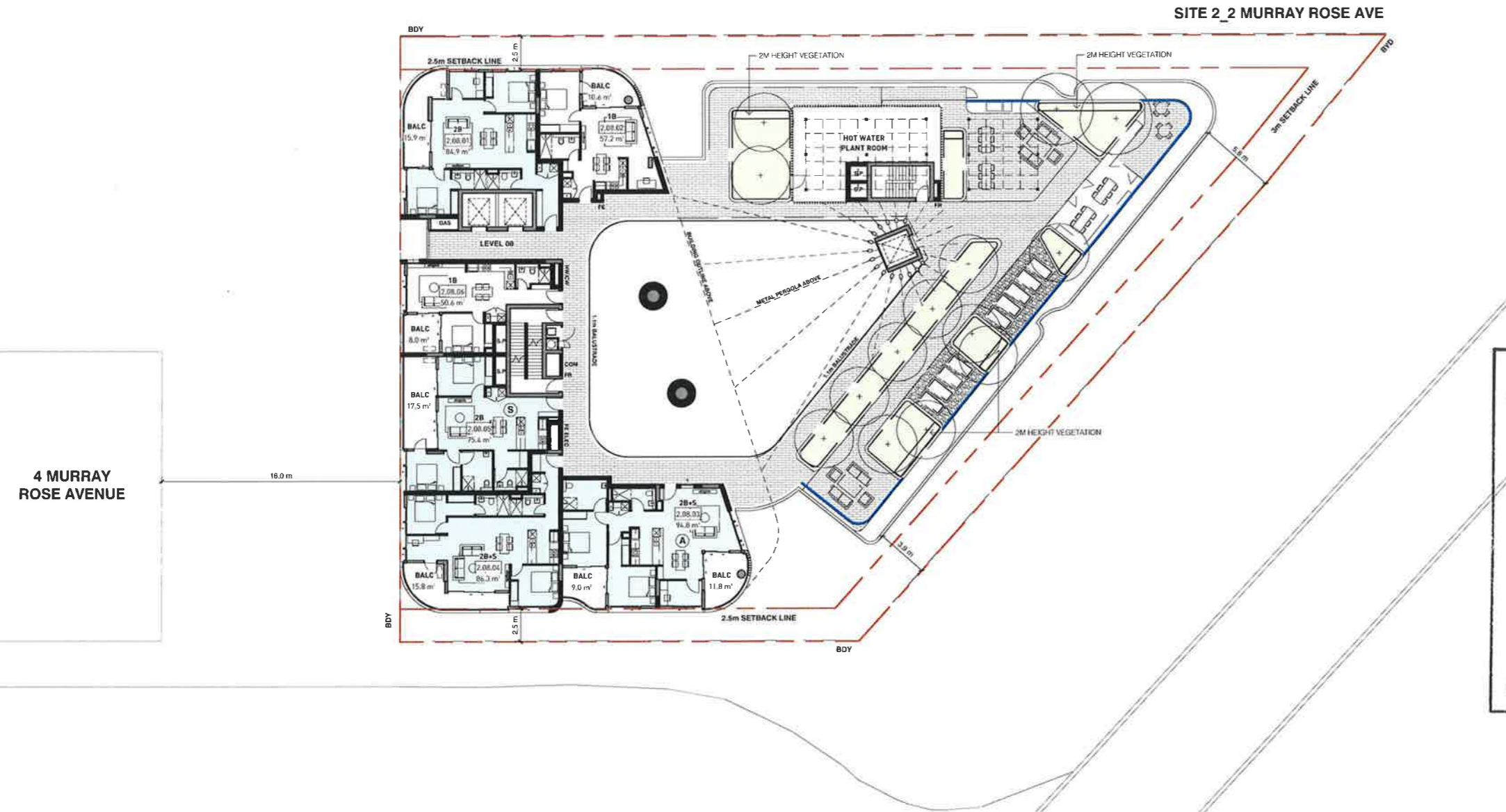
PTW

Project PA015288
1&2 MURRAY ROSE
2 MURRAY ROSE AVENUE
SYDNEY OLYMPIC PARK, NSW

10-GENERAL ARRANGEMENT PLANS
GENERAL ARRANGEMENT PLANS - S2 LEVEL 06
Drawing Number **DA-10-5400**

Title
10-GENERAL ARRANGEMENT PLANS
GENERAL ARRANGEMENT PLANS - S2 LEVEL 06
Drawing Number
Revision **C**

Revision
C



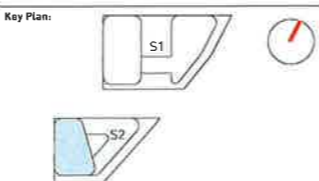
NSW GOVERNMENT Planning & Environment
 Issued under the Environmental Planning and Assessment Act 1979
 Approved Application No. SSO 9403
 granted on the 14/8/19
 Signed E. Luke
 Sheet No. 29 of 75

1 GENERAL ARRANGEMENT PLANS - S2 LEVEL 08
 1:400 @ A3

GENERAL ABBREVIATIONS AND LEGEND

SERVICES:		ROOMS:	
A/C	AIR CONDITIONING	FR	FIRE RISER
AP	ACCESS PENETRATION	FS	FIRE STAIR
COM	COMMUNICATION CUPBOARD	GC	GARBAGE CHUTE
CV	CORRIDOR VENTILATION	GE	GARBAGE EXHAUST
CW	COLD WATER	LS	LOBBY SUPPLY AIR
EX	EXHAUST AIR RISER	M	MECHANICAL SHAFT
ELEC	ELECTRICAL CUPBOARD	RB	RECYCLE BIN
GAS	GAS CUPBOARD	RBE	RECYCLE BIN EXHAUST
H	HYDRAULICS	RWO	RAIN WATER OUTLET
HW	HOT WATER	SWP	STORM WATER PIT
SA	SUPPLY AIR	STC	STORAGE/BICYCLE CAGE
S/R	STAIR RELIEF		
S.P	STAIR PRESSURISATION		
FE	FIRE EXTINGUISHER		
FH	FIRE HYDRANT		
		Ⓐ	ADAPTABLE APARTMENT
		Ⓒ	SILVER LIVABLE APARTMENT
		Ⓓ	GROUND FLOOR APARTMENT
		Ⓥ	VISITABLE APARTMENT
		BALC	BALCONY

Rv	Amendment	By	Ck	Date
D	Revised DA Submission			17.05.2019
C	Revised DA Submission			19.03.2019
B	Revised DA Submission			24.01.2019
A	Issued for DA Submission			12.10.2018



Drawing Disclaimer:
 Do not scale from drawings.
 Verify all dimensions on site before commencing work.
 Copying or reproduction of this drawing is strictly prohibited
 without the consent of PTW Architects

Architect
PTW Architects
 Level 11, 88 Phillip Street
 Sydney NSW 2000 Australia
 T +61 2 9232 5877
ptw.com.au

Client
AUSTINO PROPERTY GROUP

Pedde Thorp & Walker PJL
 ABN 23 008 456 674
 Planning as PTW Architects

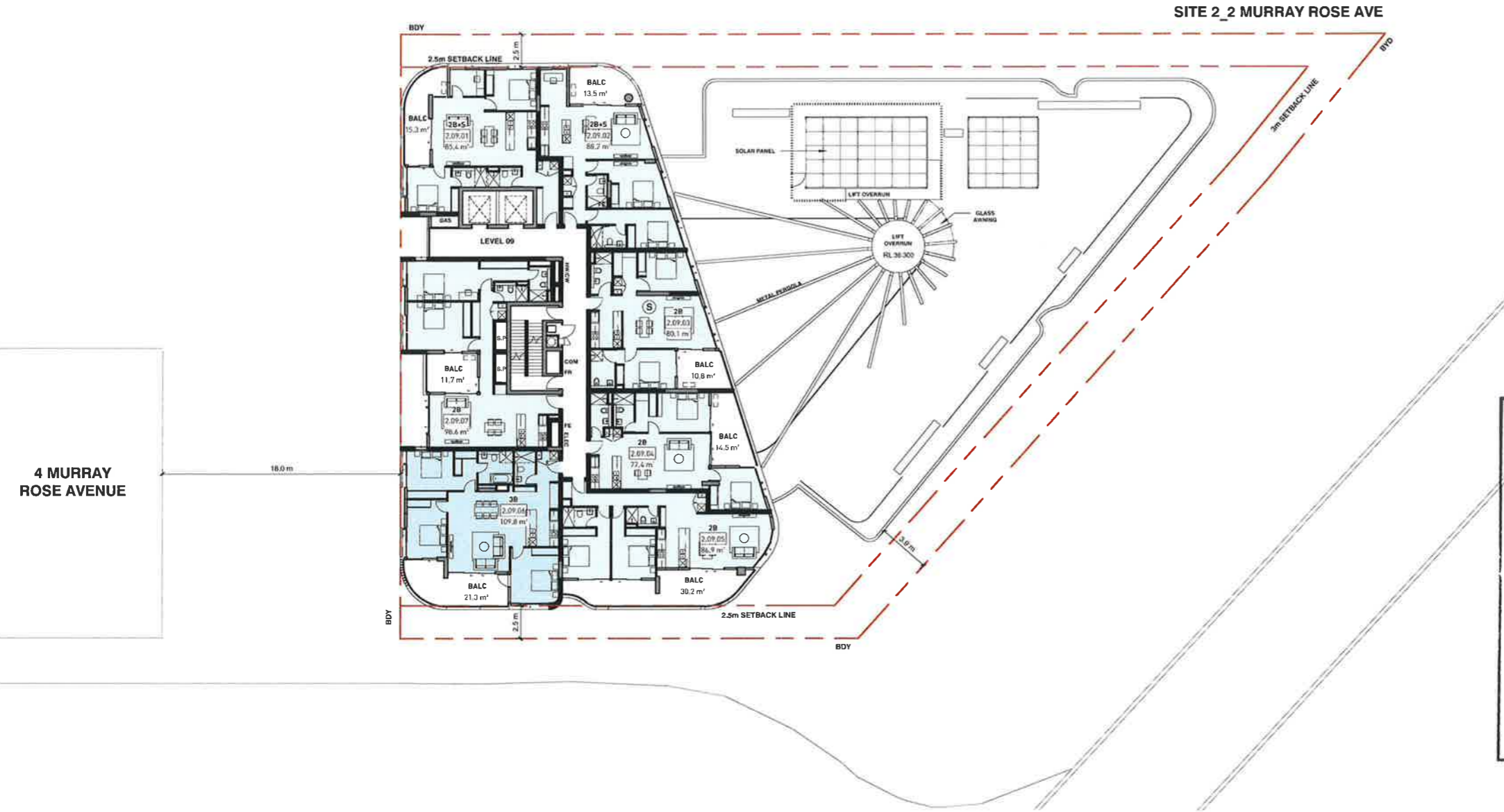
NSW Nominated Architects
 S. Paraske Architect No. 40798
 D. James Architect No. 4798



Project PAD15288
1&2 MURRAY ROSE
2 MURRAY ROSE AVENUE
 SYDNEY OLYMPIC PARK, NSW

Title
 10-GENERAL ARRANGEMENT PLANS
GENERAL ARRANGEMENT PLANS - S2 LEVEL 08
 Drawing Number **DA-10-5600** Revision **D**

GLASS SCREEN
 VEGETATION SCREEN



4 MURRAY ROSE AVENUE

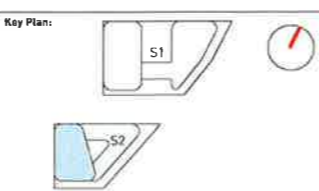
SITE 2_2 MURRAY ROSE AVE

NSW GOVERNMENT | **Planning & Environment**
 Issued under the Environmental Planning and Assessment Act 1979
 Approved Application No. SSD 9403
 granted on the 14/8/19
 Signed [Signature]
 Sheet No. 29 of 75

1 GENERAL ARRANGEMENT PLANS - S2 LEVEL 09
 1:400 @ A3

GENERAL ABBREVIATIONS AND LEGEND			
SERVICES:		ROOMS:	
A/C	AIR CONDITIONING	FR	FIRE RISER
AP	ACCESS PENETRATION	FS	FIRE STAIR
COM	COMMUNICATION CUPBOARD	GC	GARBAGE CHUTE
C/V	CORRIDOR VENTILATION	GE	GARBAGE EXHAUST
CW	COLD WATER	LS	LOBBY SUPPLY AIR
EX	EXHAUST AIR RISER	M	MECHANICAL SHAFT
ELEC	ELECTRICAL CUPBOARD	RB	RECYCLE BIN
GAS	GAS CUPBOARD	RBE	RECYCLE BIN EXHAUST
H	HYDRAULICS	RWO	RAIN WATER OUTLET
HW	HOT WATER	SWP	STORM WATER PIT
SA	SUPPLY AIR	SWP	STORM WATER PIT
S/R	STAIR RELIEF	STC	STORAGE/BICYCLE CAGE
S.P	STAIR PRESSURISATION		
FE	FIRE EXTINGUISHER		
PH	FIRE HYDRANT		
(A)	ADAPTABLE APARTMENT		
(S)	SILVER LIVABLE APARTMENT		
(G)	GROUND FLOOR APARTMENT		
(V)	VISITABLE APARTMENT		
BALC	BALCONY		

Rv	Amendment	By	Ck	Date
C	Revised DA Submission			17.05.2019
B	Revised DA Submission			24.01.2019
A	Issued for DA Submission			12.10.2018



Drawing Disclaimer:
 Do not scale from drawings.
 Verify all dimensions on site before commencing work.
 Copying or reproduction of this drawing is strictly prohibited without the consent of PTW Architects.

Architect
 PTW Architects
 Level 11, 88 Phillip Street
 Sydney NSW 2000 Australia
 T +61 2 9232 5877
 ptw.com.au

Client
 AUSTINO PROPERTY GROUP



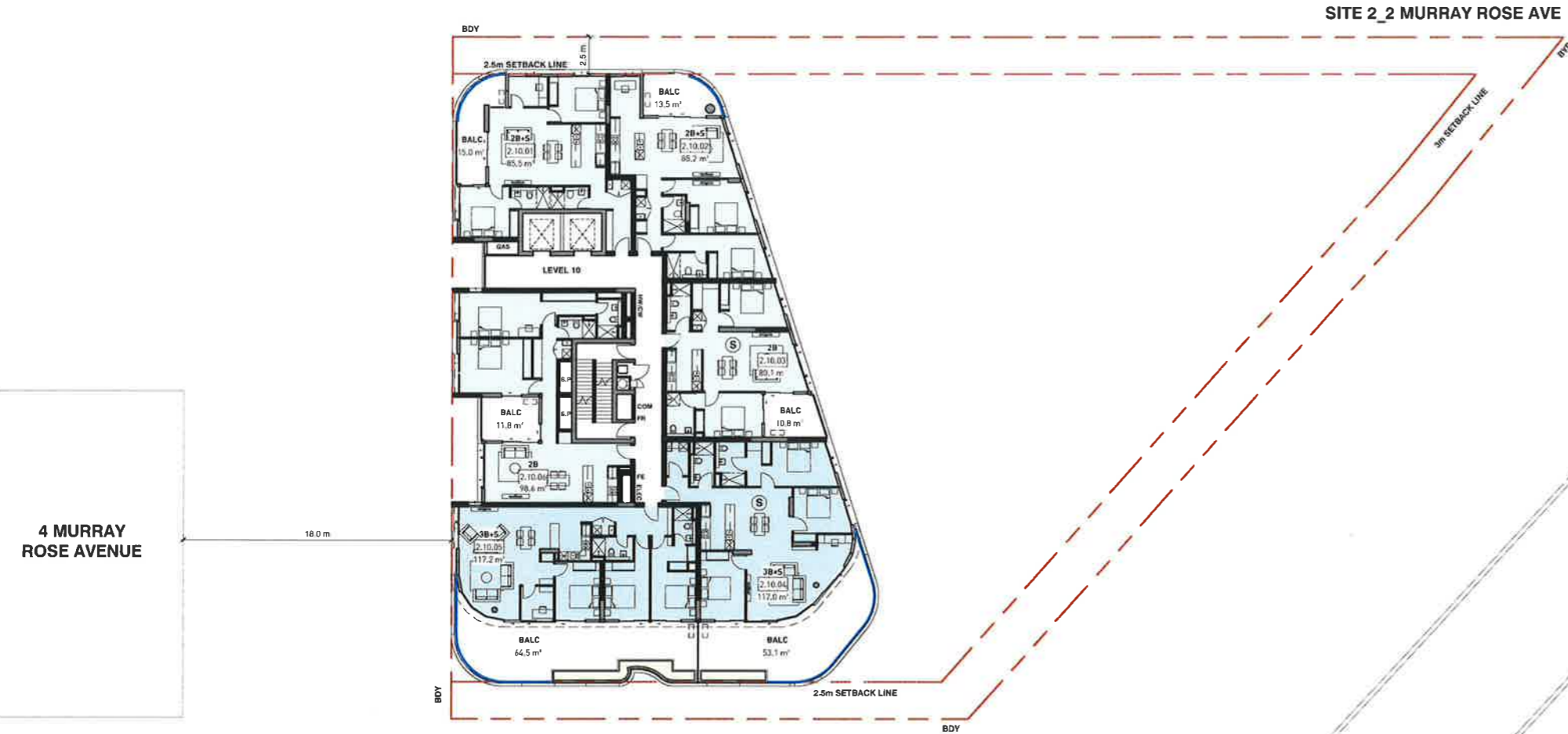
Paedra Thorp & Walker P/L
 ABN 73 500 554 024
 Drafting by PTW Architects

NSW Registered Architects
 S Parsons Architect No 6099
 D Jones Architect No 4738



Project: PAD15288
1&2 MURRAY ROSE
2 MURRAY ROSE AVENUE
 SYDNEY OLYMPIC PARK, NSW

Title:
 10-GENERAL ARRANGEMENT PLANS
 GENERAL ARRANGEMENT PLANS - S2 LEVEL 09
 Drawing Number: **DA-10-5700** Revision: **C**
 Status:
 DEVELOPMENT APPLICATION



Issued under the Environmental Planning and Assessment Act 1979

 Approved Application No. SSD 9403

 granted on the 14/8/19

 Signed Eliuk

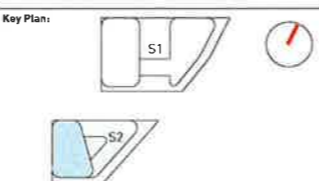
 Sheet No. 30 of 75

GENERAL ARRANGEMENT PLANS - S2 LEVEL 10
 1:400 @ A3

GENERAL ABBREVIATIONS AND LEGEND

SERVICES:		ROOMS:	
A/C	AIR CONDITIONING	FR	FIRE RISER
AP	ACCESS PENETRATION	FS	FIRE STAIR
COM	COMMUNICATION CUPBOARD	GC	GARBAGE CHUTE
CV	CORRIDOR VENTILATION	GE	GARBAGE EXHAUST
CW	COLD WATER	LS	LOBBY SUPPLY AIR
EX	EXHAUST AIR RISER	M	MECHANICAL SHAFT
ELEC	ELECTRICAL CUPBOARD	RB	RECYCLE BIN
GAS	GAS CUPBOARD	RBE	RECYCLE BIN EXHAUST
H	HYDRAULICS	RWO	RAN WATER OUTLET
HW	HOT WATER	SWP	STORM WATER FIT
SA	SUPPLY AIR	☒	STORAGE/BICYCLE CAGE
B/R	STAIR RELIEF		
S.P	STAIR PRESSURISATION		
FE	FIRE EXTINGUISHER		
FH	FIRE HYDRANT		
(A)	ADAPTABLE APARTMENT	(S)	SILVER LIVABLE APARTMENT
(G)	GROUND FLOOR APARTMENT	(V)	VISITABLE APARTMENT
BALC	BALCONY		

Rv	Amendment	By	Ck	Date
D	Revised DA Submission			17.05.2019
C	Revised DA Submission			19.03.2019
B	Revised DA Submission			24.01.2019
A	Issued for DA Submission			12.10.2018



Drawing Disclaimer:
 Do not scale from drawings.
 Verify all dimensions on site before commencing work.
 Copying or reproduction of this drawing is strictly prohibited
 without the consent of PTW Architects

Architect
 PTW Architects
 Level 11, 88 Phillip Street
 Sydney NSW 2000 Australia
 T +61 2 9232 5877
ptw.com.au

Client
 AUSTINO PROPERTY GROUP



Peadar Thorp & Walker P/L
 ABN 23 008 454 424
 trading as PTW Architects

NSW Registered Architects
 5 Parsons Architect No 8078
 © James Architect No 4778

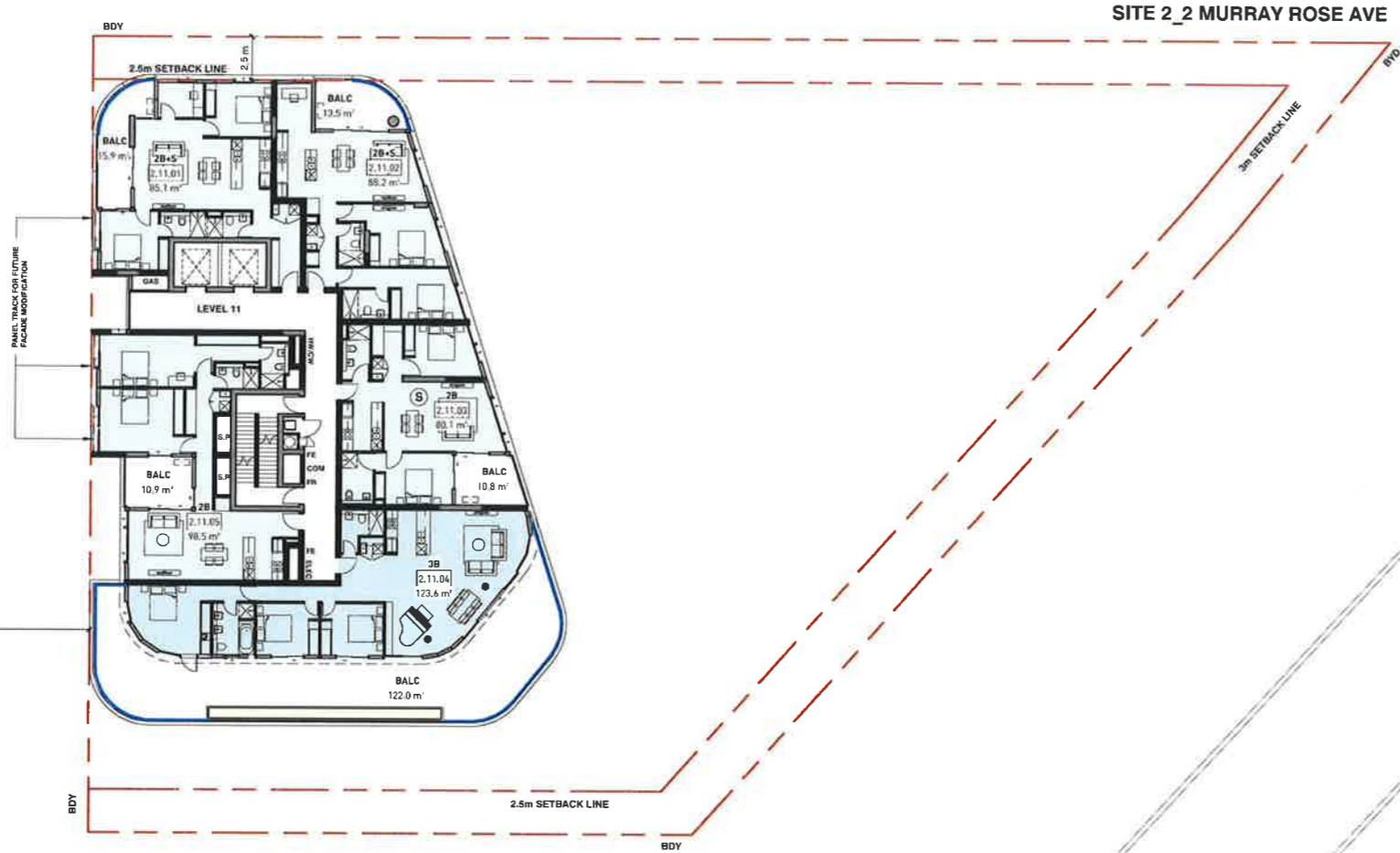


Project PA015288
1&2 MURRAY ROSE
 2 MURRAY ROSE AVENUE
 SYDNEY OLYMPIC PARK, NSW

Title
10-GENERAL ARRANGEMENT PLANS
GENERAL ARRANGEMENT PLANS - S2 LEVEL 10
 Drawing Number **DA-10-5800** Revision **D**
 Status
 DEVELOPMENT APPLICATION

4 MURRAY ROSE AVENUE

18.0 m



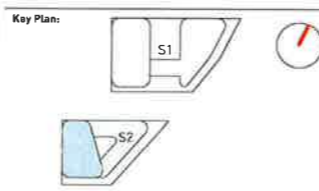
NSW GOVERNMENT Planning & Environment
 Issued under the Environmental Planning and Assessment Act 1979
 Approved Application No. SSD 9403
 granted on the 14/8/19
 Signed [Signature]
 Sheet No. 31 of 75

1 GENERAL ARRANGEMENT PLANS - S2 LEVEL 11
 1:400 @ A3

GENERAL ABBREVIATIONS AND LEGEND

SERVICES:		ROOMS:	
A/C	AIR CONDITIONING	FR	FIRE RISER
AP	ACCESS PENETRATION	FS	FIRE STAIR
COM	COMMUNICATION CUPBOARD	GC	GARBAGE CHUTE
CV	CORRIDOR VENTILATION	GE	GARBAGE EXHAUST
CW	COLD WATER	LS	LOBBY SUPPLY AIR
EX	EXHAUST AIR RISER	M	MECHANICAL SHAFT
ELEC	ELECTRICAL CUPBOARD	RB	RECYCLE BIN
GAS	GAS CUPBOARD	RBE	RECYCLE BIN EXHAUST
H	HYDRAULICS	RWO	RAIN WATER OUTLET
HW	HOT WATER	SWP	STORM WATER PIT
SA	SUPPLY AIR	STC	STAIR/BICYCLE CAGE
S/R	STAIR RELIEF		
S.P	STAIR PRESSURISATION		
FE	FIRE EXTINGUISHER		
FH	FIRE HYDRANT		
		Ⓐ	ADAPTABLE APARTMENT
		Ⓑ	SILVER LIVABLE APARTMENT
		Ⓒ	GROUND FLOOR APRTMENT
		Ⓓ	VISITABLE APARTMENT
		BALC	BALCONY

Rv	Amendment	By	Ck	Date
D	Revised DA Submission			17.05.2019
C	Revised DA Submission			19.03.2019
B	Revised DA Submission			24.01.2019
A	Issued for DA Submission			12.10.2018



Drawing Disclaimer:
 Do not scale from drawings.
 Verify all dimensions on site before commencing work.
 Copying or reproduction of this drawing is strictly prohibited without the consent of PTW Architects

Client:
 AUSTINO PROPERTY GROUP

Architect:
 PTW Architects
 Level 11, 88 Phillip Street
 Sydney NSW 2000 Australia
 T +61 2 9232 5877
 ptw.com.au

Peddie Thorp & Walker P/L
 ABN 23 000 454 621
 Working as PTW Architects

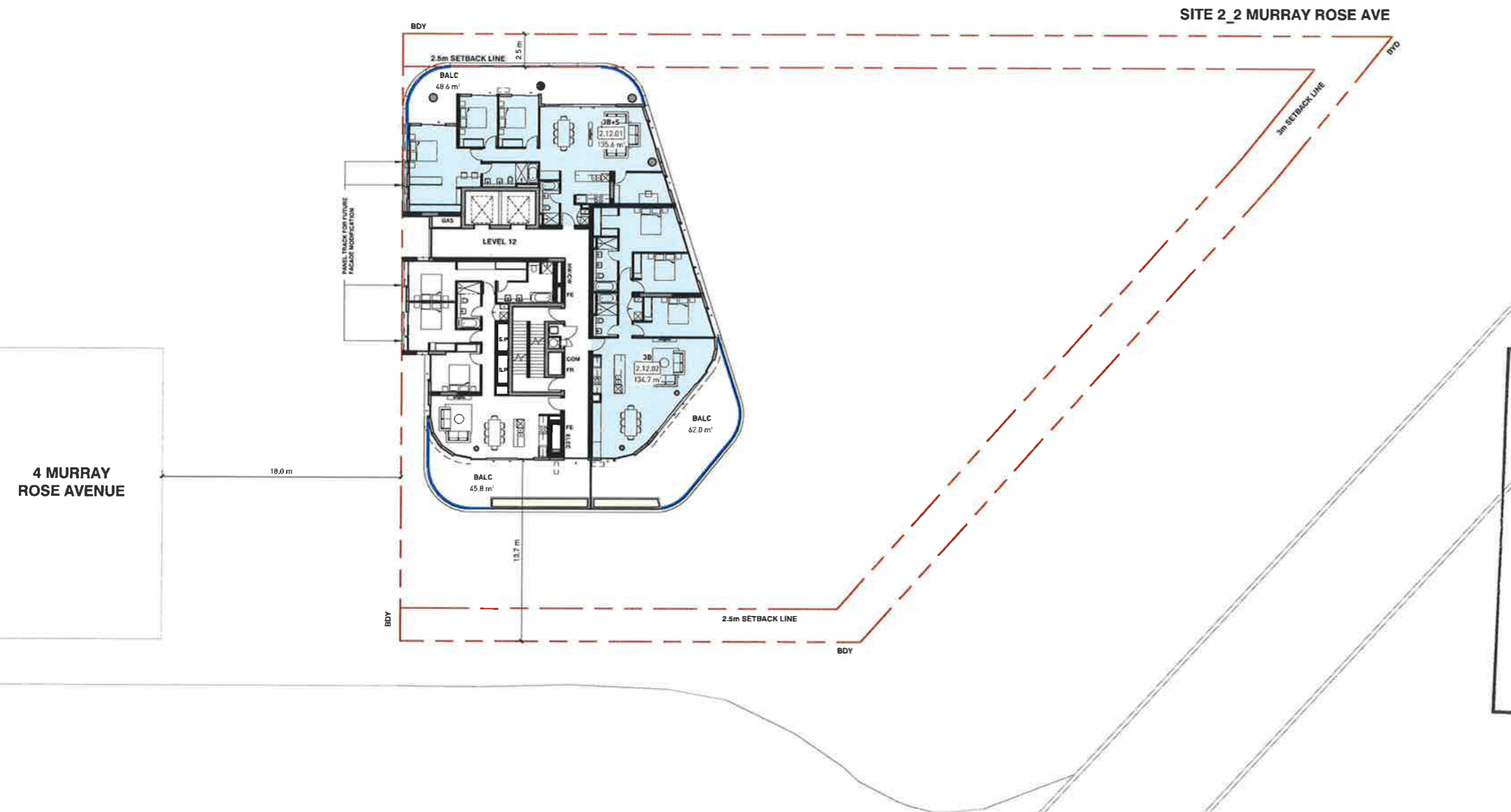
NSW Nominated Architects
 5 Parsons Architect No 6098
 D Jones Architects No 4776



Project: PAD15288
1&2 MURRAY ROSE
2 MURRAY ROSE AVENUE
 SYDNEY OLYMPIC PARK, NSW
 Status:
 DEVELOPMENT APPLICATION

Title:
 10-GENERAL ARRANGEMENT PLANS
GENERAL ARRANGEMENT PLANS - S2 LEVEL 11
 Drawing Number: **DA-10-5900**
 Revision: **D**

GLASS SCREEN
 VEGETATION SCREEN



4 MURRAY ROSE AVENUE

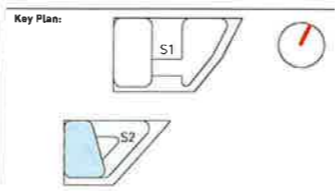
SITE 2_2 MURRAY ROSE AVE

NSW GOVERNMENT Planning & Environment
 Issued under the Environmental Planning and Assessment Act 1979
 Approved Application No. SSD 9403
 granted on the 14/8/19
 Signed [Signature]
 Sheet No. 32 of 75

1 GENERAL ARRANGEMENT PLANS - S2 LEVEL 12
 1:400 @ A3

GENERAL ABBREVIATIONS AND LEGEND			
SERVICES:		ROOMS:	
A/C	AIR CONDITIONING	FR	FIRE RISER
AP	ACCESS PENETRATION	FS	FIRE STAIR
COM	COMMUNICATION CUPBOARD	GC	GARBAGE CHUTE
C/V	CORRIDOR VENTILATION	GE	GARBAGE EXHAUST
CW	COLD WATER	LS	LOBBY SUPPLY AIR
EX	EXHAUST AIR RISER	M	MECHANICAL SHAFT
ELEC	ELECTRICAL CUPBOARD	RB	RECYCLE BIN
GAS	GAS CUPBOARD	RBE	RECYCLE BIN EXHAUST
H	HYDRAULICS	RWO	RAIN WATER OUTLET
HW	HOT WATER	SWP	STORM WATER PIT
SA	SUPPLY AIR	STC	STORAGE/BICYCLE CAGE
S/R	STAIR RELIEF		
S.P	STAIR PRESSURISATION		
FE	FIRE EXTINGUISHER		
PH	FIRE HYDRANT		
Ⓐ	ADAPTABLE APARTMENT	Ⓒ	GROUND FLOOR APARTMENT
Ⓑ	SILVER LIVABLE APARTMENT	Ⓓ	VISITABLE APARTMENT
		BALC	BALCONY

Rv	Amendment	By	Ck	Date
D	Revised DA Submission			17.05.2019
C	Revised DA Submission			19.03.2019
B	Revised DA Submission			24.01.2019
A	Issued for DA Submission			12.10.2018



Drawing Disclaimer:
 Do not scale from drawings.
 Verify all dimensions on site before commencing work.
 Copying or reproduction of this drawing is strictly prohibited without the consent of PTW Architects.

Architect
 PTW Architects
 Level 11, 88 Phillip Street
 Sydney NSW 2000 Australia
 T +61 2 9232 5877
 ptw.com.au

Client
 AUSTINO PROPERTY GROUP

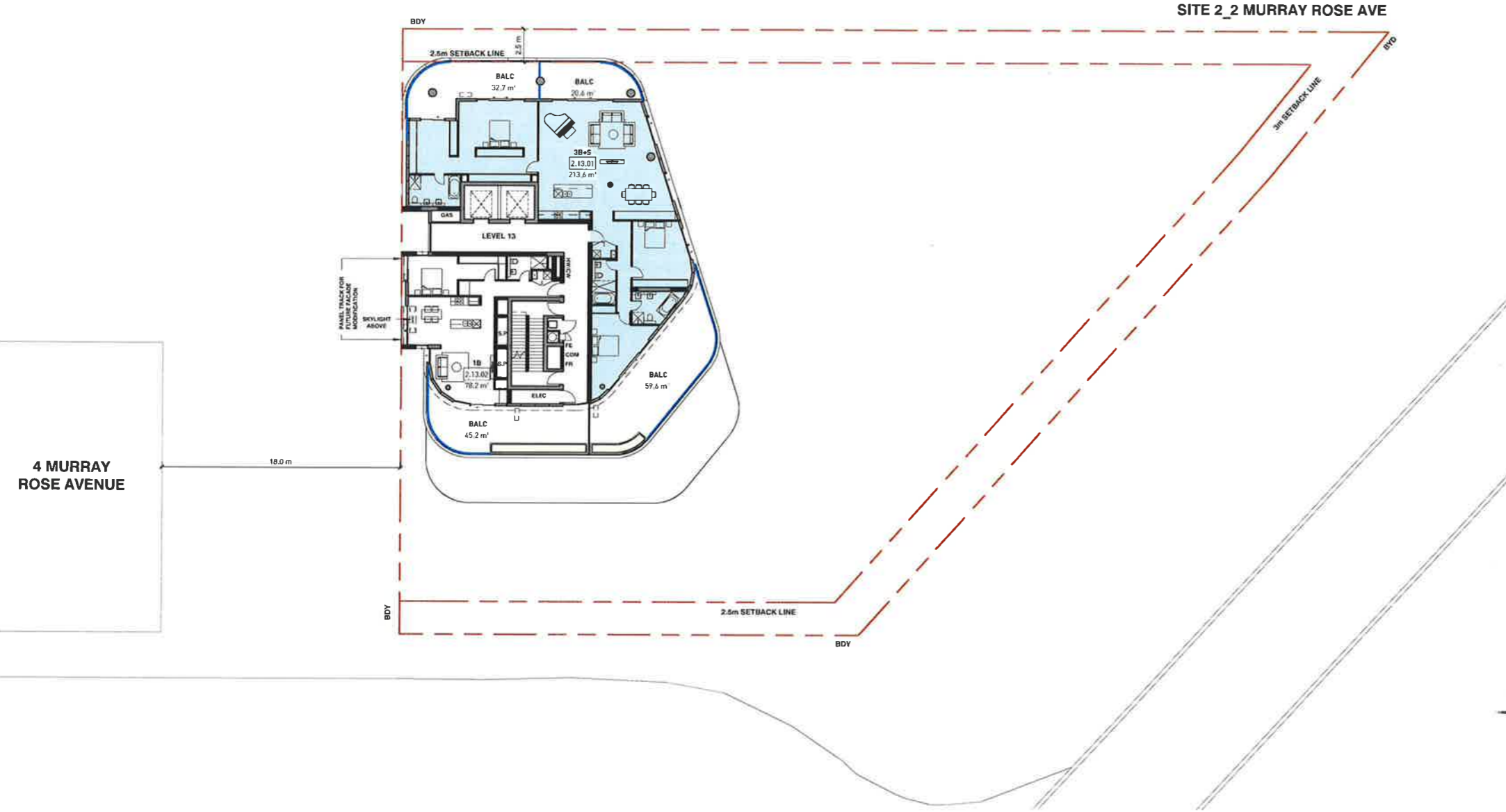
Architect
 Peddie Thorp & Walker P/L
 ABN 23 080 654 424
 trading as PTW Architects


NSW Nominated Architects
 S Parsons Architects No 4090
 D Jones Architects No 4798

PTW

Project: PAD15288
1&2 MURRAY ROSE
 2 MURRAY ROSE AVENUE
 SYDNEY OLYMPIC PARK, NSW

Title: 10-GENERAL ARRANGEMENT PLANS
 GENERAL ARRANGEMENT PLANS - S2 LEVEL 12
 Drawing Number: DA-10-6000
 Revision: D
 Status: DEVELOPMENT APPLICATION

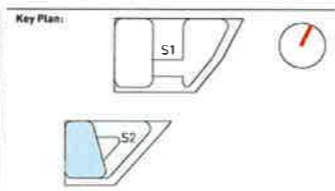



Planning & Environment
 Issued under the Environmental Planning and Assessment Act 1979
 Approved Application No. SSD 9703
 granted on the 14/8/19
 Signed [Signature]
 Sheet No 33 of 75

1 GENERAL ARRANGEMENT PLANS - S2 LEVEL 13
 1:400 @ A3

GENERAL ABBREVIATIONS AND LEGEND			
SERVICES:		ROOMS:	
A/C	AIR CONDITIONING	FR	FIRE RISER
AP	ACCESS PENETRATION	FS	FIRE STAIR
COM	COMMUNICATION CLIPBOARD	GC	GARBAGE CHUTE
C/W	CORRIDOR VENTILATION	GE	GARBAGE EXHAUST
CW	COLD WATER	LS	LOBBY SUPPLY AIR
EX	EXHAUST AIR RISER	M	MECHANICAL SHAFT
ELEC	ELECTRICAL CLIPBOARD	RB	RECYCLE BIN
GAS	GAS CLIPBOARD	RBE	RECYCLE BIN EXHAUST
H	HYDRAULICS	RWO	RAIN WATER OUTLET
HW	HOT WATER	SWP	STORM WATER PIT
SA	SUPPLY AIR	SC	STORAGE/BICYCLE CAGE
S/R	STAIR RELIEF		
S.P	STAIR PRESSURISATION		
FE	FIRE EXTINGUISHER		
FH	FIRE HYDRANT		
		Ⓐ	ADAPTABLE APARTMENT
		Ⓑ	SILVER LIVABLE APARTMENT
		Ⓒ	GROUND FLOOR APRTMENT
		Ⓓ	VISITABLE APARTMENT
		BALC	BALCONY

Rv	Amendment	By	Ck	Date
D	Revised DA Submission			17.05.2019
C	Revised DA Submission			19.03.2019
B	Revised DA Submission			24.01.2019
A	Issued for DA Submission			12.10.2018



Drawing Disclaimer:
 Do not scale from drawings.
 Verify all dimensions on site before commencing work.
 Copying or reproduction of this drawing is strictly prohibited without the consent of PTW Architects.

Architect
 PTW Architects
 Level 11, 88 Phillip Street
 Sydney NSW 2000 Australia
 T +61 2 9232 5877
ptw.com.au

Client
 AUSTINO PROPERTY GROUP

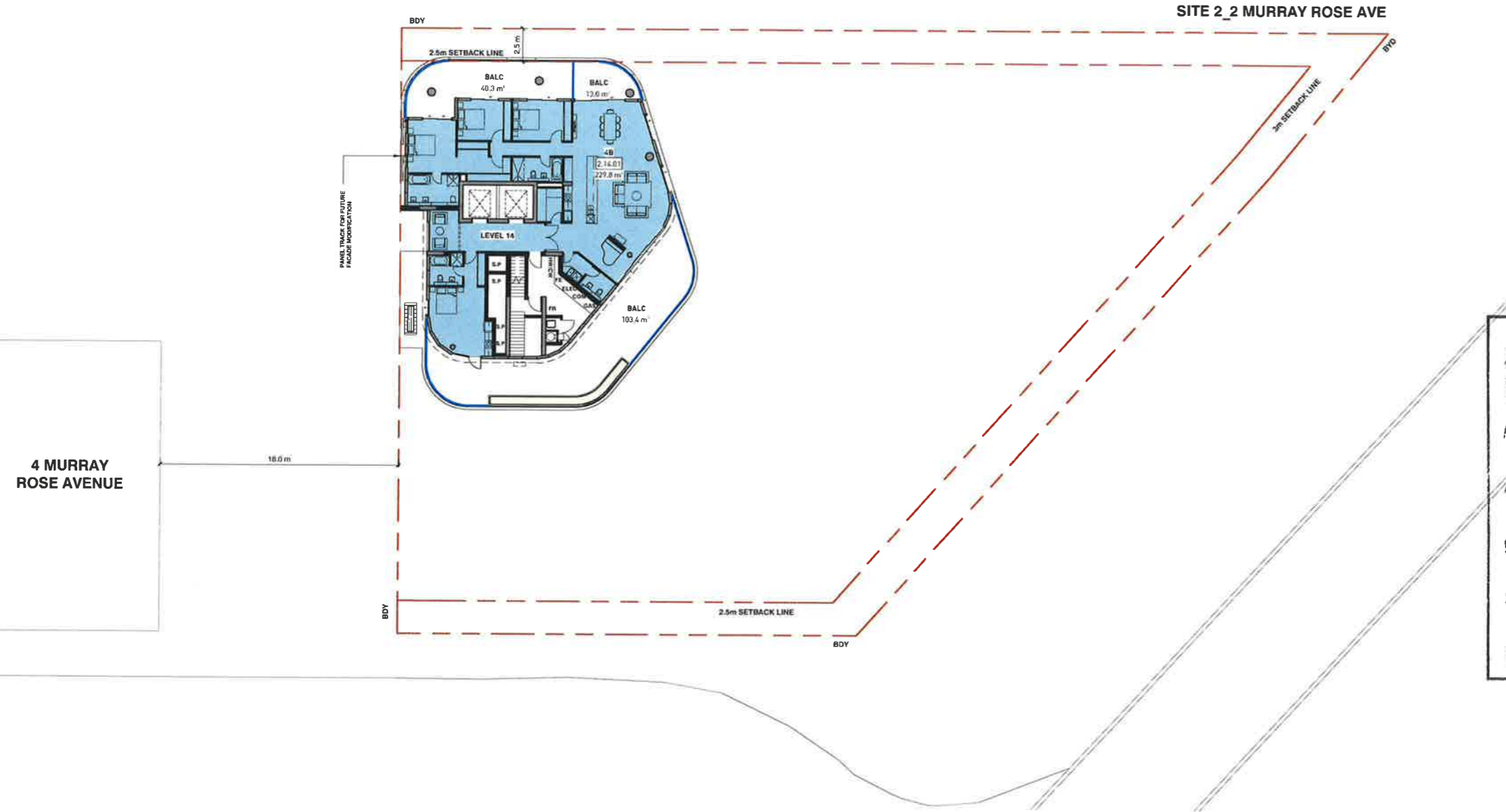

Peddle Thorp & Walker P/L
 ABN 22 080 556 824
 peddle@ptw.com.au

NSW Nominated Architects
 5 Pittwater Architects No. 6298
 G Jones Architects No. 4798

PTW

Project: PA015288
1&2 MURRAY ROSE
2 MURRAY ROSE AVENUE
 SYDNEY OLYMPIC PARK, NSW

Title: 10-GENERAL ARRANGEMENT PLANS
GENERAL ARRANGEMENT PLANS - S2 LEVEL 13
 Drawing Number: **DA-10-6100**
 Revision: **D**
 Status: DEVELOPMENT APPLICATION



NSW Planning & Environment
 Issued under the Environmental Planning and Assessment Act 1979

Approved Application No. SSD 9403

granted on the 14/8/19

Signed [Signature]

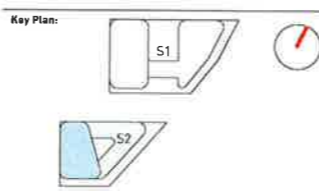
Sheet No. 34 of 75

1 GENERAL ARRANGEMENT PLANS - S2 LEVEL 14
 1:400 @ A3

GENERAL ABBREVIATIONS AND LEGEND

SERVICES:		ROOMS:	
A/C	AIR CONDITIONING	FR	FIRE RISER
AP	ACCESS PENETRATION	FS	FIRE STAIR
COM	COMMUNICATION CUPBOARD	GC	GARBAGE CHUTE
CV	CORRIDOR VENTILATION	GE	GARBAGE EXHAUST
CW	COLD WATER	LS	LOBBY SUPPLY AIR
EX	EXHAUST AIR RISER	M	MECHANICAL SHAFT
ELEC	ELECTRICAL CUPBOARD	RB	RECYCLE BIN
GAS	GAS CUPBOARD	RBE	RECYCLE BIN EXHAUST
H	HYDRAULICS	RWO	RAIN WATER OUTLET
HW	HOT WATER	SWP	STORM WATER PIT
SA	SUPPLY AIR	STX	STORAGE/BICYCLE CAGE
S/R	STAIR RELIEF		
S.P	STAIR PRESSURISATION		
FE	FIRE EXTINGUISHER		
FH	FIRE HYDRANT		
Ⓐ	ADAPTABLE APARTMENT	Ⓐ	ADAPTABLE APARTMENT
Ⓑ	SILVER LIVABLE APARTMENT	Ⓑ	SILVER LIVABLE APARTMENT
Ⓒ	GROUND FLOOR APRTMENT	Ⓒ	GROUND FLOOR APRTMENT
Ⓓ	VISITABLE APARTMENT	Ⓓ	VISITABLE APARTMENT
BALC	BALCONY	BALC	BALCONY

Rv	Amendment	By	Ck	Date
D	Revised DA Submission			17.05.2019
C	Revised DA Submission			19.03.2019
B	Revised DA Submission			24.01.2019
A	Issued for DA Submission			12.10.2018



Drawing Disclaimers:
 Do not scale from drawings.
 Verify all dimensions on site before commencing work.
 Copying or reproduction of this drawing is strictly prohibited without the consent of PTW Architects

Architect
 PTW Architects
 Level 11, 88 Phillip Street
 Sydney NSW 2000 Australia
 T +61 2 9232 5877
 ptw.com.au

Client
 AUSTINO PROPERTY GROUP



Peddie Thorp & Walker P/L
 ARN 23 000 456 624
 Trading as PTW Architects

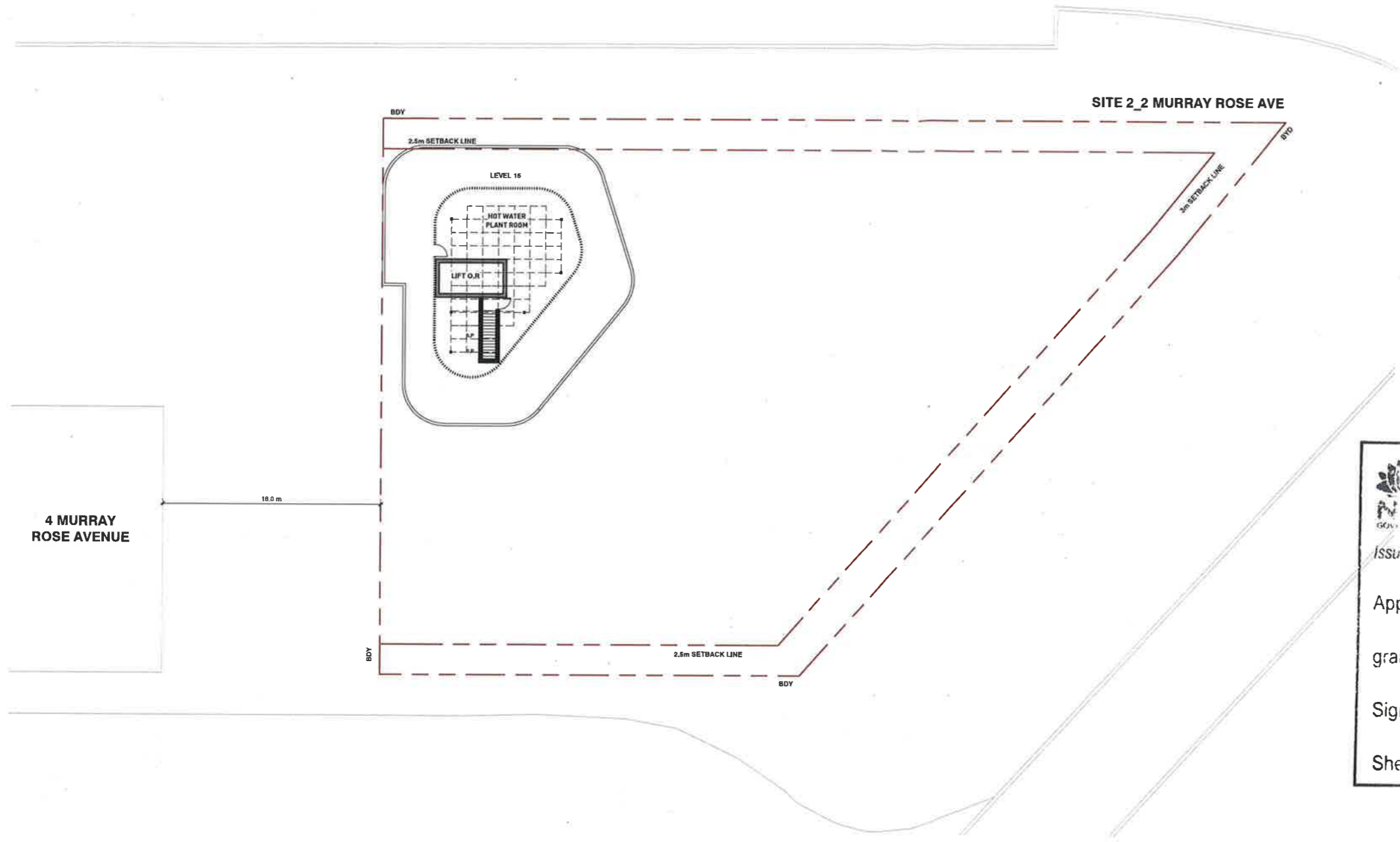
NSW Not a Public Architect
 5 Parsons Architect No. 6298
 D Jones Architect No. 6778



Project PA015288
1&2 MURRAY ROSE
 2 MURRAY ROSE AVENUE
 SYDNEY OLYMPIC PARK, NSW
 Status
 DEVELOPMENT APPLICATION

Title
 10-GENERAL ARRANGEMENT PLANS
GENERAL ARRANGEMENT PLANS - S2 LEVEL 14
 Drawing Number
DA-10-6200
 Revision
D



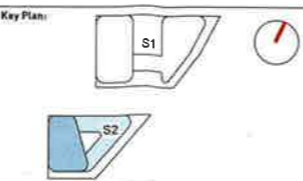


Planning & Environment
 Issued under the Environmental Planning and Assessment Act 1979
 Approved Application No. SSD 9403
 granted on the 14/2/19
 Signed [Signature]
 Sheet No. 35 of 75

1 GENERAL ARRANGEMENT PLANS - S2 LEVEL 15
 1:400 @ A3

GENERAL ABBREVIATIONS AND LEGEND			
SERVICES:		ROOMS:	
A/C	AIR CONDITIONING	FR	FIRE RISER
AP	ACCESS PENETRATION	FS	FIRE STAIR
COM	COMMUNICATION CUPBOARD	GC	GARBAGE CHUTE
CV	CORRIDOR VENTILATION	GE	GARBAGE EXHAUST
CW	COLD WATER	LS	LOBBY SUPPLY AIR
EX	EXHAUST AIR RISER	M	MECHANICAL SHAFT
ELEC	ELECTRICAL CUPBOARD	RB	RECYCLE BIN
GAS	GAS CUPBOARD	RBE	RECYCLE BIN EXHAUST
H	HYDRAULICS	RWO	RAIN WATER OUTLET
HW	HOT WATER	SWP	STORM WATER PIT
SA	SUPPLY AIR	STB	STORAGE/BICYCLE CAGE
S/R	STAIR RELIEF		
S.P	STAIR PRESSURISATION		
FE	FIRE EXTINGUISHER		
PH	FIRE HYDRANT		
(A)	ADAPTABLE APARTMENT	(S)	SILVER LIVABLE APARTMENT
(G)	GROUND FLOOR APARTMENT	(V)	VISITABLE APARTMENT
(BALC)	BALCONY		

Rv	Amendment	By	Ck	Date
A	Issued for DA Submission			12.10.2018



Drawing Disclaimer:
 Do not scale from drawings.
 Verify all dimensions on site before commencing work.
 Copying or reproduction of this drawing is strictly prohibited without the consent of PTW Architects

Architect
 PTW Architects
 Level 11, 88 Phillip Street
 Sydney NSW 2000 Australia
 T +61 2 9232 5877
ptw.com.au

Client
 AUSTINO PROPERTY GROUP



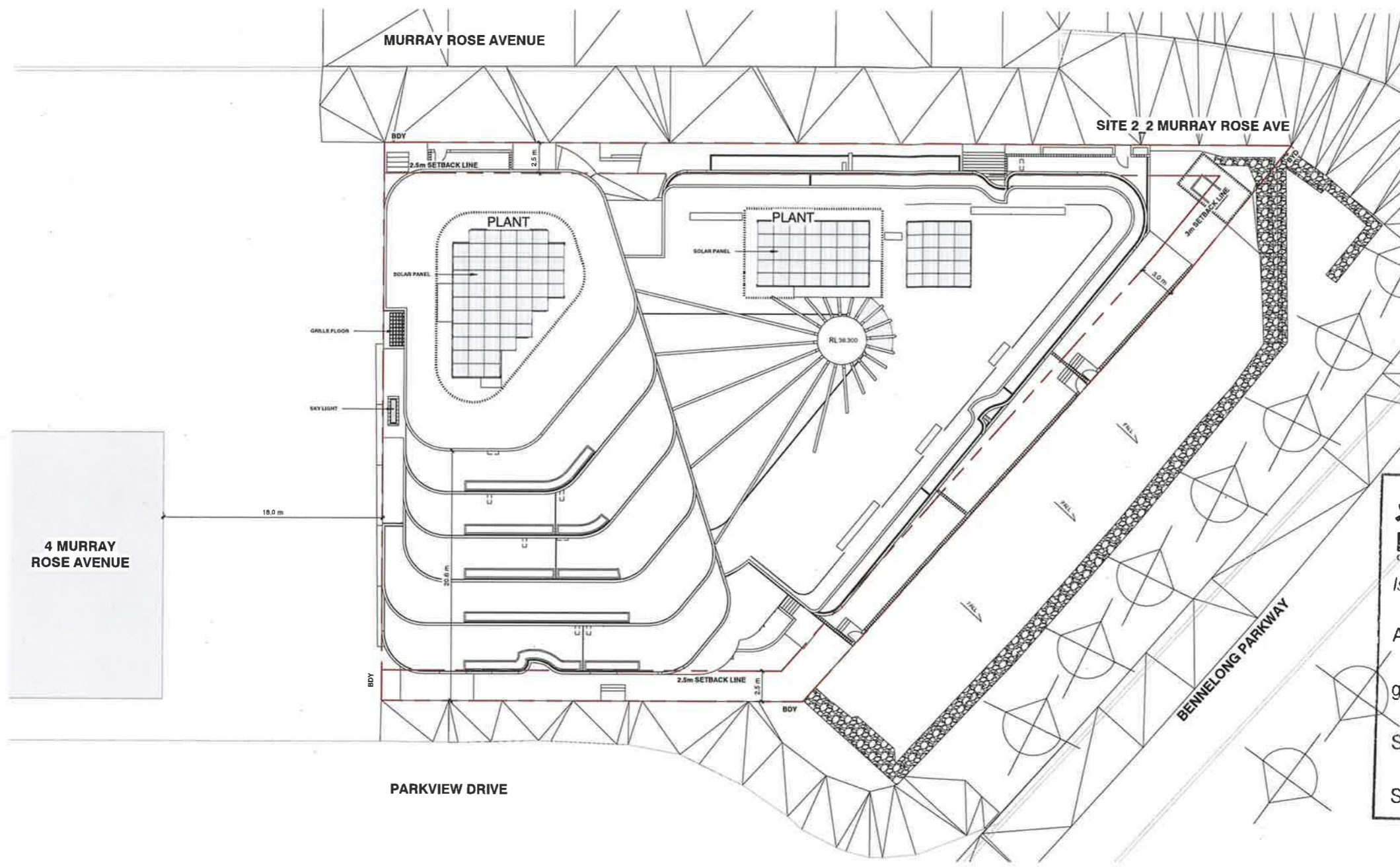
Peddie Thorp & Walker P/L
 ABN 23 006 454 624
 Leading as PTW Architects

NSW Registered Architects
 S Parsons Architect No. 6218
 D Jones Architect No. 4778



Project PA015288
1&2 MURRAY ROSE
2 MURRAY ROSE AVENUE
 SYDNEY OLYMPIC PARK, NSW
 Status DEVELOPMENT APPLICATION

Title
10-GENERAL ARRANGEMENT PLANS
GENERAL ARRANGEMENT PLANS - S2 LEVEL 15
 Drawing Number **DA-10-6300** Revision **A**

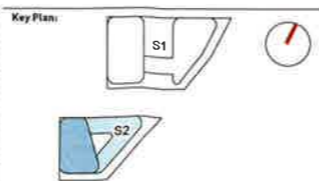


PTW Planning & Environment
 Issued under the Environmental Planning and Assessment Act 1979
 Approved Application No. SSO 9403
 granted on the 14/8/19
 Signed [Signature]
 Sheet No. 36 of 75

1 GENERAL ARRANGEMENT PLANS - S2 ROOF
 1:400 @ A3

GENERAL ABBREVIATIONS AND LEGEND			
SERVICES:		ROOMS:	
A/C	AIR CONDITIONING	FR	FIRE RISER
AP	ACCESS PENETRATION	FS	FIRE STAIR
COM	COMMUNICATION CUPBOARD	GC	GARBAGE CHUTE
CIV	CORRIDOR VENTILATION	GE	GARBAGE EXHAUST
CW	COLD WATER	LS	LOBBY SUPPLY AIR
EX	EXHAUST AIR RISER	M	MECHANICAL SHAFT
ELEC	ELECTRICAL CUPBOARD	RB	RECYCLE BIN
QAS	GAS CUPBOARD	RBE	RECYCLE BIN EXHAUST
H	HYDRAULICS	RWO	RAIN WATER OUTLET
HW	HOT WATER	SWP	STORM WATER PIT
SA	SUPPLY AIR	SB	STORAGE/BICYCLE CAGE
S/R	STAIR RELIEF		
S.P	STAIR PRESSURISATION		
FE	FIRE EXTINGUISHER		
FH	FIRE HYDRANT		
		Ⓐ	ADAPTABLE APARTMENT
		Ⓑ	SILVER LIVABLE APARTMENT
		Ⓒ	GROUND FLOOR APRTMENT
		Ⓓ	VISITABLE APARTMENT
		BALC	BALCONY

Rv	Amendment	By	Ck	Date
A	Issued for DA Submission			12.10.2018



Drawing Disclaimer:
 Do not scale from drawings.
 Verify all dimensions on site before commencing work.
 Copying or reproduction of this drawing is strictly prohibited
 without the consent of PTW Architects

Client:
 AUSTINO PROPERTY GROUP

Architect:
 PTW Architects
 Level 11, 88 Phillip Street
 Sydney NSW 2000 Australia
 T +61 2 9232 5877
ptw.com.au



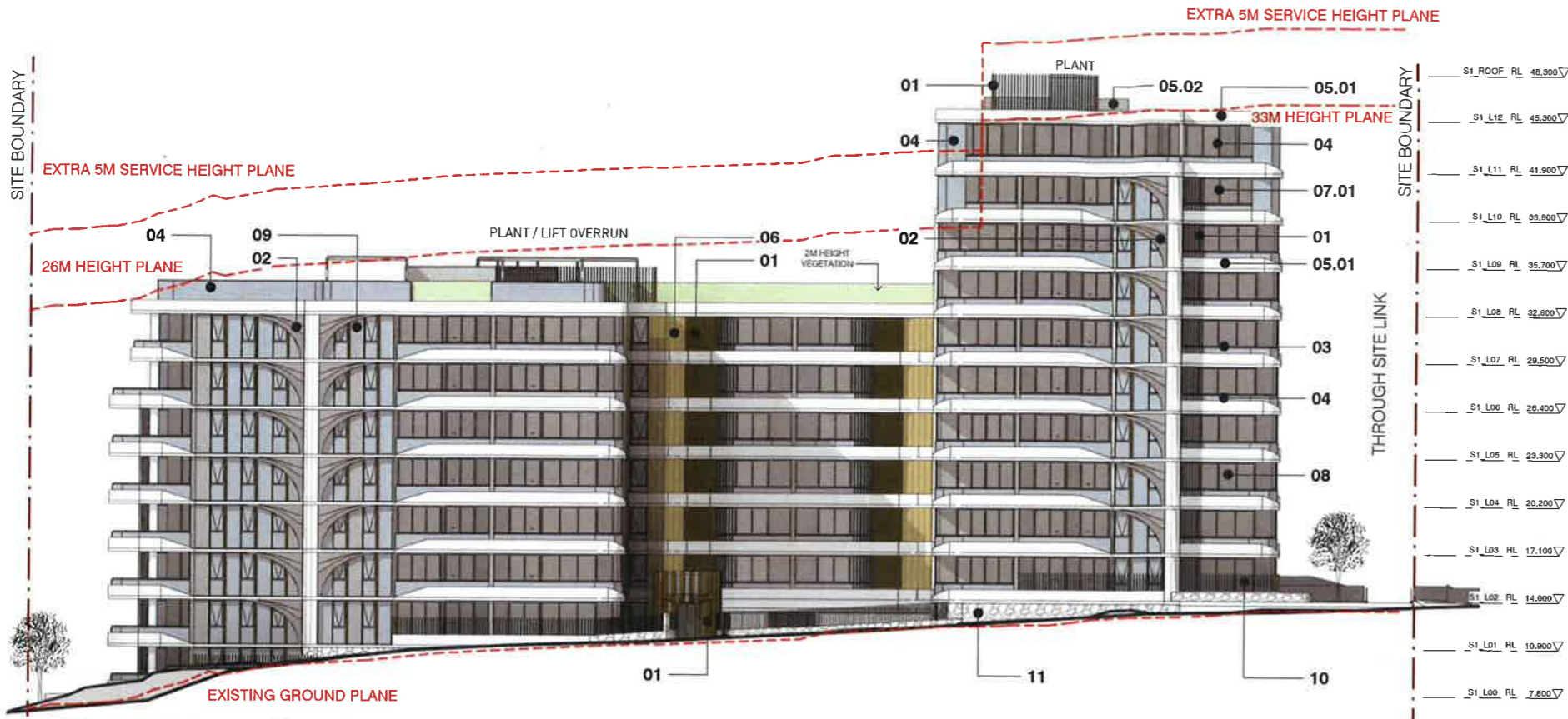
Peddie Thors & Walter P/L
 A/N 23 080 484 424
 Trading as PTW Architects

NSW Nominated Architects
 5 Persons Architect No.4098
 1 Person Architect No.4378

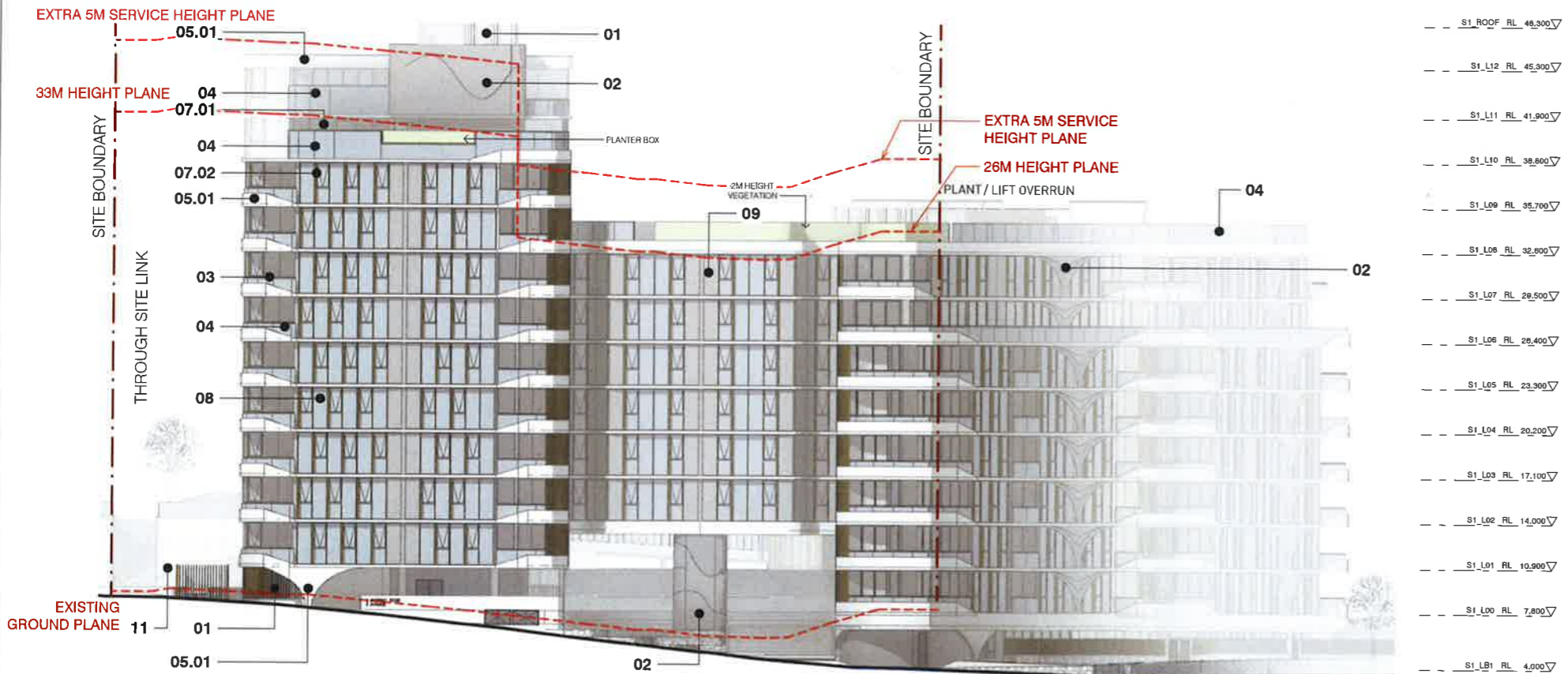


Project: PA015288
1&2 MURRAY ROSE
2 MURRAY ROSE AVENUE
SYDNEY OLYMPIC PARK, NSW
 DEVELOPMENT APPLICATION

Title: 10-GENERAL ARRANGEMENT PLANS
GENERAL ARRANGEMENT PLANS - S2 ROOF
DA-10-6400
Revision: A



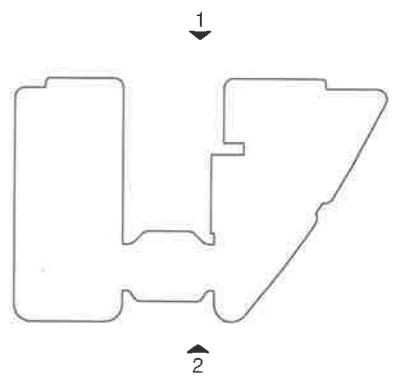
1 ELEVATION S1 NORTH
1:400 @ A3



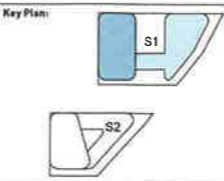
2 ELEVATION S1 SOUTH
1:400 @ A3

NSW GOVERNMENT Planning & Environment
 Issued under the Environmental Planning and Assessment Act 1979
 Approved Application No. SSD 9103
 granted on the 14/8/19
 Signed [Signature]
 Sheet No. 37 of 75

EXTERNAL PROPOSED FINISHES DETAIL DESCRIPTION
REFER TO DA-40-0000 / DA-40-0100



Rv	Amendment	By	Ck	Date
C	Revised DA Submission			19.03.2019
B	Revised DA Submission			24.01.2019
A	Issued for DA Submission			12.10.2018



Drawing Disclaimer:
Do not scale from drawings.
Verify all dimensions on site before commencing work.
Copying or reproduction of this drawing is strictly prohibited without the consent of PTW Architects

Client:
AUSTINO PROPERTY GROUP

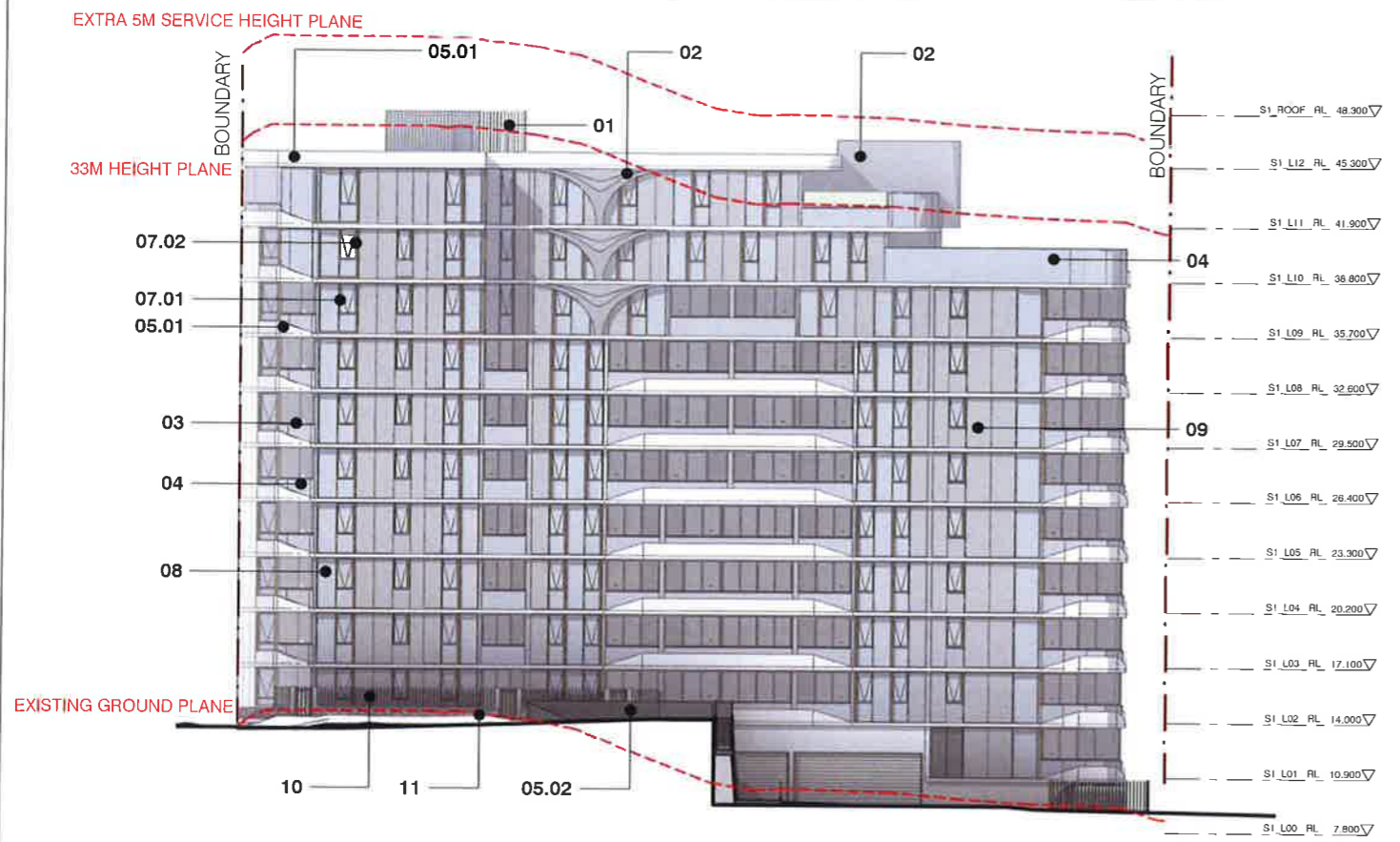
Architect:
PTW Architects
Level 11, 88 Phillip Street
Sydney NSW 2000 Australia
T +61 2 9232 5877
ptw.com.au



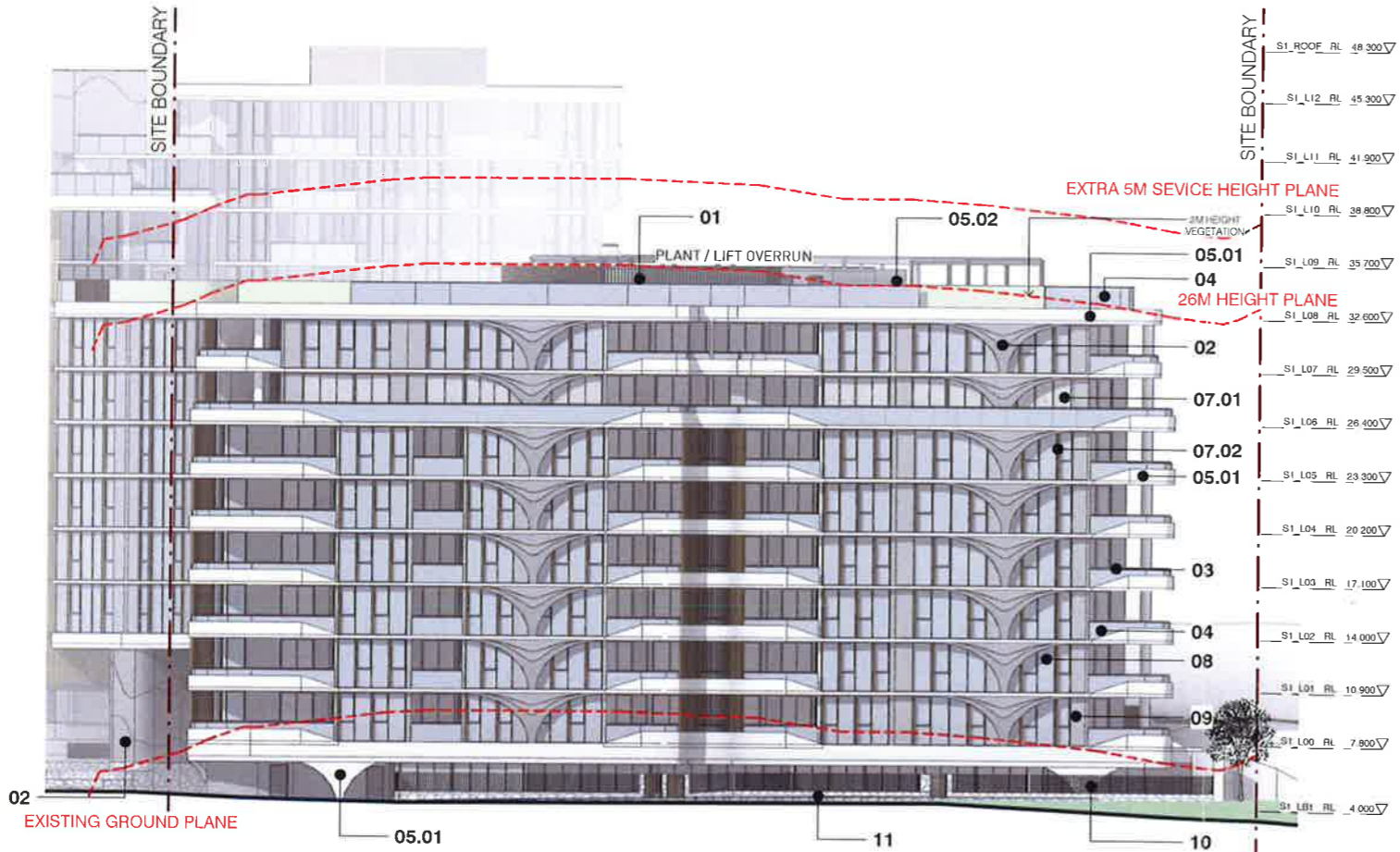
PTW
Piedlife Thorp & Walker Pty. Ltd.
ABN 23 000 454 424
Trading as PTW Architects
NSW Registered Architects
S Parsons Architect No. 4698
D Jones Architect No. 4772

Project: PA015288.01
1 & 2 MURRAY ROSE
1-2 MURRAY ROSE AVENUE
SYDNEY OLYMPIC PARK, NSW
DEVELOPMENT APPLICATION

Title: 20-ELEVATIONS
ELEVATIONS-S1
Drawing Number: DA-20-0000
Revision: C

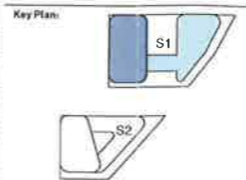


1 ELEVATION S1 WEST
1:400 @ A3



2 ELEVATION S1 EAST
1:400 @ A3

Rv	Amendment	By	Ck	Date
C	Revised DA Submission			19.03.2019
B	Revised DA Submission			24.01.2019
A	Issued for DA Submission			12.10.2018



Drawing Disclaimer:
Do not scale from drawings.
Verify all dimensions on site before commencing work.
Copying or reproduction of this drawing is strictly prohibited
without the consent of PTW Architects

Client
AUSTINO PROPERTY GROUP



Architect
PTW Architects
Level 11, 88 Phillip Street
Sydney NSW 2000 Australia
T +61 2 9232 5877
ptw.com.au

Peella Thorby & Walter P/L
ABN 21 200 056 924
Trading as PTW Architects
NSW Nominated Architects
S Parsons Architect No 6098
D Jones Architect No 6778



Project PA015288.01
1 & 2 MURRAY ROSE
1-2 MURRAY ROSE AVENUE
SYDNEY OLYMPIC PARK, NSW
Status
DEVELOPMENT APPLICATION

Title
20-ELEVATIONS
ELEVATIONS-S1

Drawing Number
DA-20-0100
Revision
C

NSW GOVERNMENT | **Planning & Environment**
Issued under the Environmental Planning and Assessment Act 1979

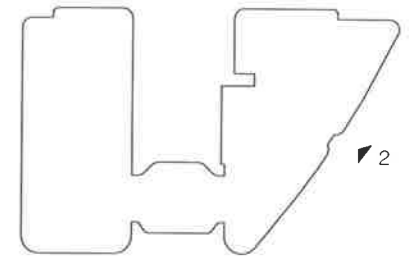
Approved Application No. SSD 9403

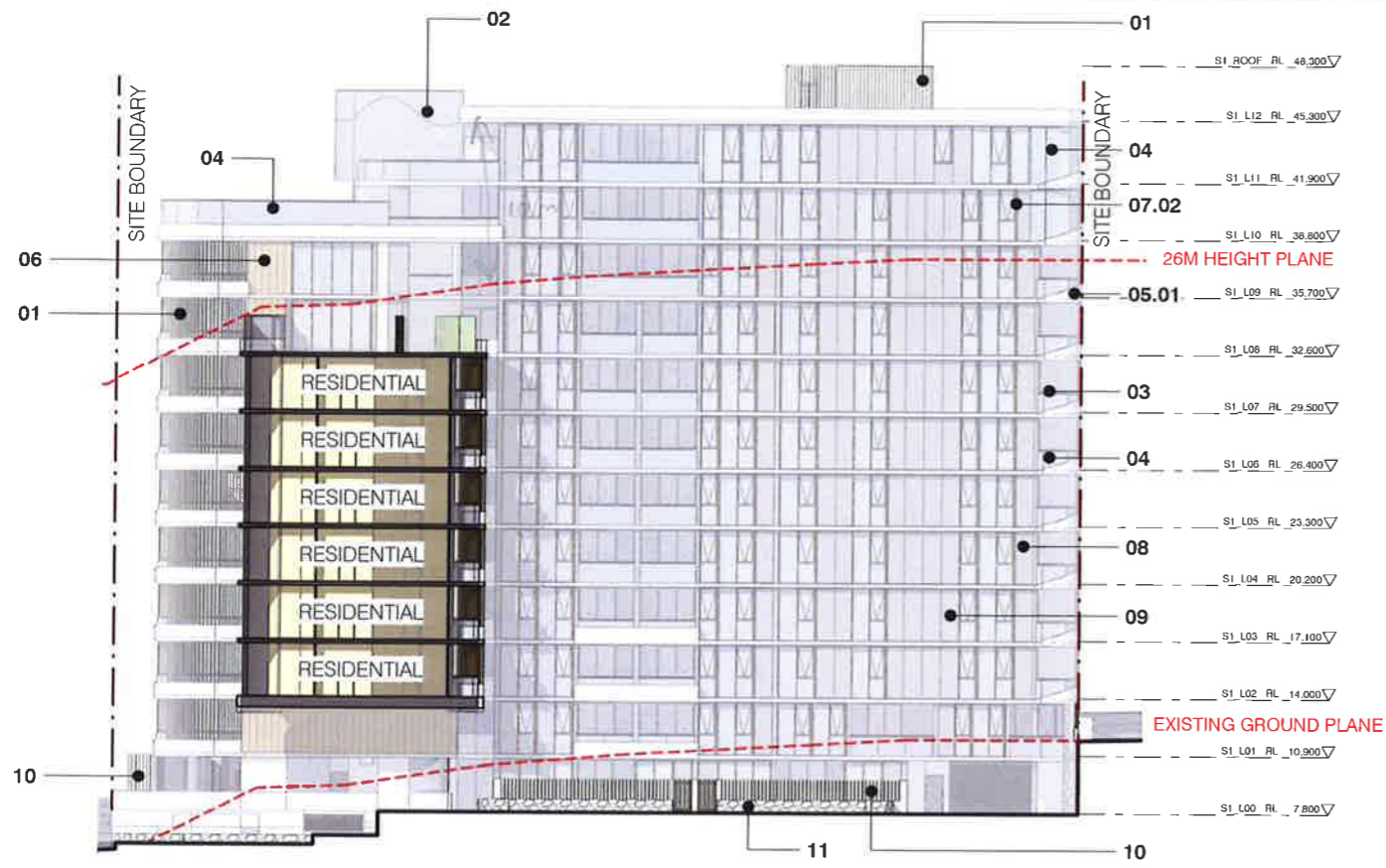
granted on the 14/8/19

Signed [Signature]

Sheet No. 38 of 75

EXTERNAL PROPOSED FINISHES DETAIL DESCRIPTION
REFER TO DA-40-0000 / DA-40-0100

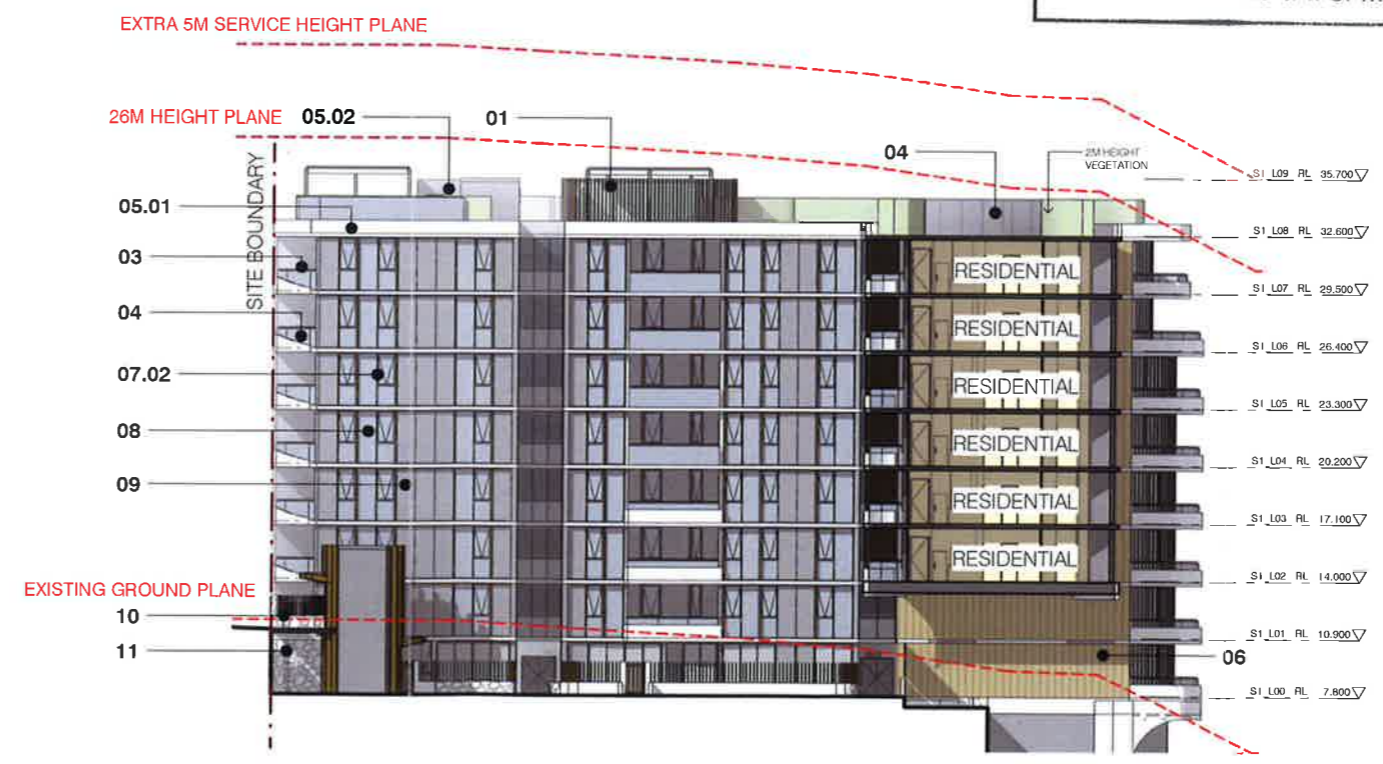





1 ELEVATION_S1 COURTYARD EAST
1:400 @ A3



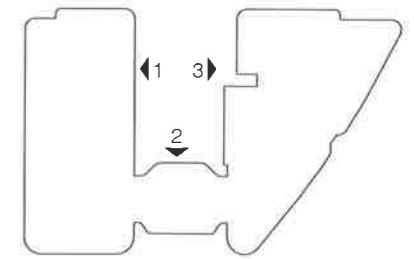
2 ELEVATION_S1 COURTYARD NORTH
1:400 @ A3



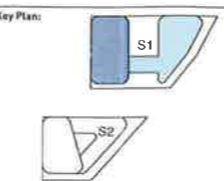
3 ELEVATION_S1 COURTYARD WEST
1:400 @ A3



Plan Enviro
 Issued under the Environmental Planning and Assessment Act 1979
 Approved Application No. SSD 9403
 Granted on the 14/8/19
 Signed *[Signature]*
 Sheet No. 39 of 75

EXTERNAL PROPOSED FINISHES DETAIL DESCRIPTION
REFER TO DA-40-0000 / DA-40-0100



Rev	Amendment	By	Ck	Date
C	Revised DA Submissions			19.03.2019
B	Revised DA Submissions			26.01.2019
A	Issued for DA Submission			12.10.2018



Drawing Disclaimer:
 Do not scale from drawings. Verify all dimensions on site before commencing work. Copying or reproduction of this drawing is strictly prohibited without the consent of PTW Architects.
Architect:
 PTW Architects
 Level 11, 88 Phillip Street
 Sydney NSW 2000 Australia
 T +61 2 9232 5877
ptw.com.au
Client:
 AUSTINO PROPERTY GROUP


PTW

Project: PAD15289.01
1 & 2 MURRAY ROSE
 1-2 MURRAY ROSE AVENUE
 SYDNEY OLYMPIC PARK, NSW
 Status: DEVELOPMENT APPLICATION

Title: 20-ELEVATIONS
 ELEVATIONS-S1
 Drawing Number: DA-20-0200
 Revision: C

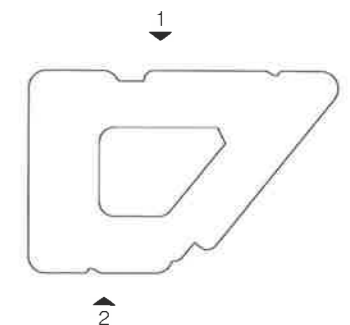


1 ELEVATION S2 NORTH
1:400 @ A3

2 ELEVATION S2 SOUTH
1:400 @ A3

NSW GOVERNMENT Planning & Environment
 Issued under the Environmental Planning and Assessment Act 1979
 Approved Application No. SSD 9403
 granted on the 14/8/19
 Signed [Signature]
 Sheet No. 40 of 75

EXTERNAL PROPOSED FINISHES DETAIL DESCRIPTION
 REFER TO DA-40-0000 / DA-40-0100



Rv	Amendment	By	Ck	Date	Key Plan
C	Revised DA Submission			19.03.2019	S1
B	Revised DA Submission			26.01.2019	S2
A	Issued for DA Submission			12.10.2018	

Drawing Disclaimer:
 Do not scale from drawings.
 Verify all dimensions on site before commencing work.
 Copying or reproduction of this drawing is strictly prohibited
 without the consent of PTW Architects

Client
 AUSTINO PROPERTY GROUP

Architect
 PTW Architects
 Level 11, 88 Phillip Street
 Sydney NSW 2000 Australia
 T +61 2 9232 5877
 ptw.com.au



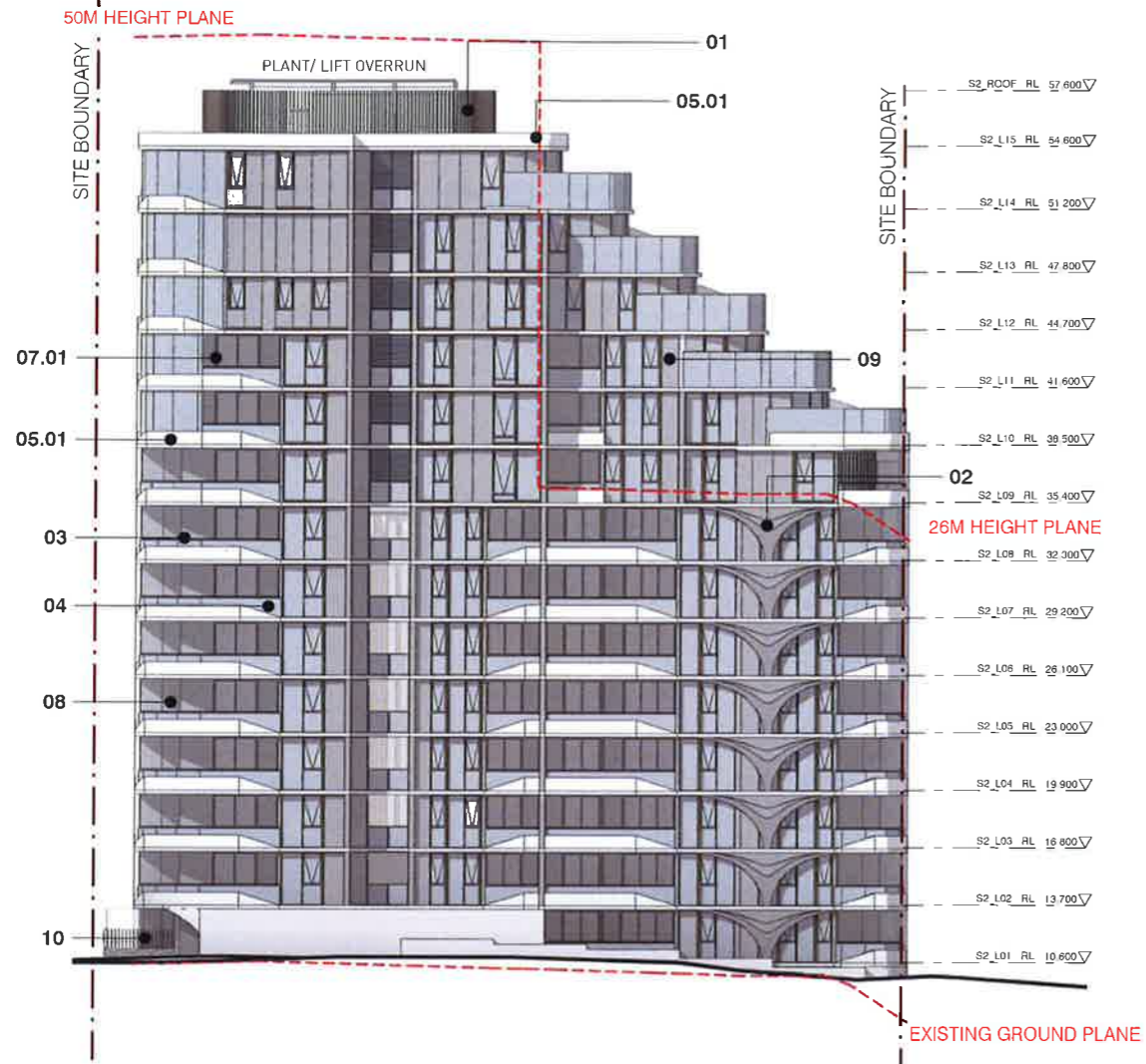
Peddie Thorp & Walker Pty
 ABN 23 300 454 424
 Trading as PTW Architects

NSW Nominated Architects
 5 Persons Architect No 4099
 2 Jones Architect No 4778

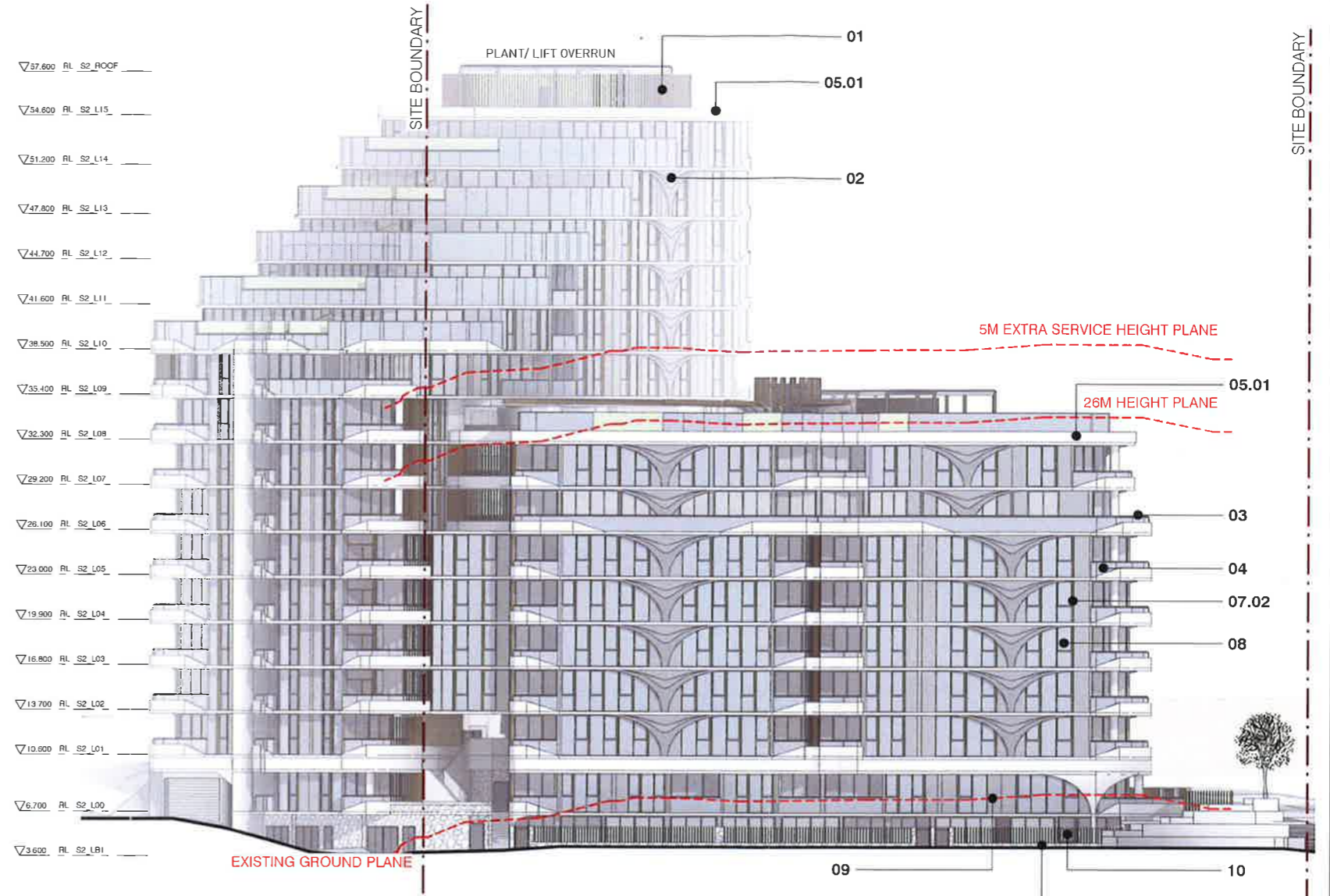


Project PA015288.01
 1 & 2 MURRAY ROSE
 1-2 MURRAY ROSE AVENUE
 SYDNEY OLYMPIC PARK, NSW
 Status
 DEVELOPMENT APPLICATION

Title	Revision
20-ELEVATIONS ELEVATIONS-S2	
Drawing Number	DA-20-0300
Revision	C



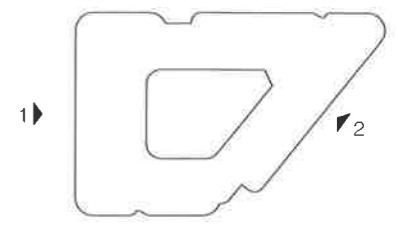
1 ELEVATION_S2 WEST
1:400 @ A3



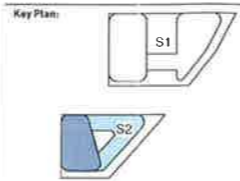
2 ELEVATION_S2 EAST
1:400 @ A3

NSW GOVERNMENT Planning & Environment
 Issued under the Environmental Planning and Assessment Act 1979
 Approved Application No. SSD 9103
 granted on the 14/8/19
 Signed [Signature]
 Sheet No. 71 of 75

EXTERNAL PROPOSED FINISHES DETAIL DESCRIPTION
 REFER TO DA-40-0000 / DA-40-0100



Rv	Amendment	By	Ck	Date
C	Revised DA Submission			19.03.2019
B	Revised DA Submission			24.01.2019
A	Issued for DA Submission			12.10.2018



Drawing Disclaimer:
 Do not scale from drawings.
 Verify all dimensions on site before commencing work.
 Copying or reproduction of this drawing is strictly prohibited
 without the consent of PTW Architects

Client:
 AUSTINO PROPERTY GROUP

Architect:
 PTW Architects
 Level 11, 88 Phillip Street
 Sydney NSW 2000 Australia
 T +61 2 9232 5877
 ptw.com.au



People Therp & Walker P/L
 ABN 23 050 454 625
 Trading as PTW Architects
NSW Registered Architects
 5 Parsons Archibald No 5098
 © People Architects No 4778



Project: PA015288 01
1 & 2 MURRAY ROSE
 1-2 MURRAY ROSE AVENUE
 SYDNEY OLYMPIC PARK, NSW
Status:
 DEVELOPMENT APPLICATION

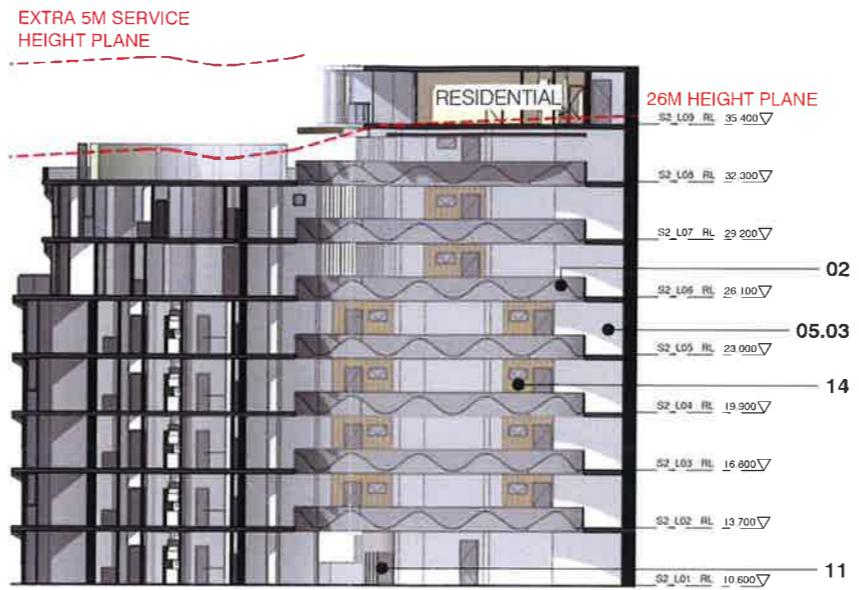
Title:
 20-ELEVATIONS
 ELEVATIONS-S2

Drawing Number:
 DA-20-0400

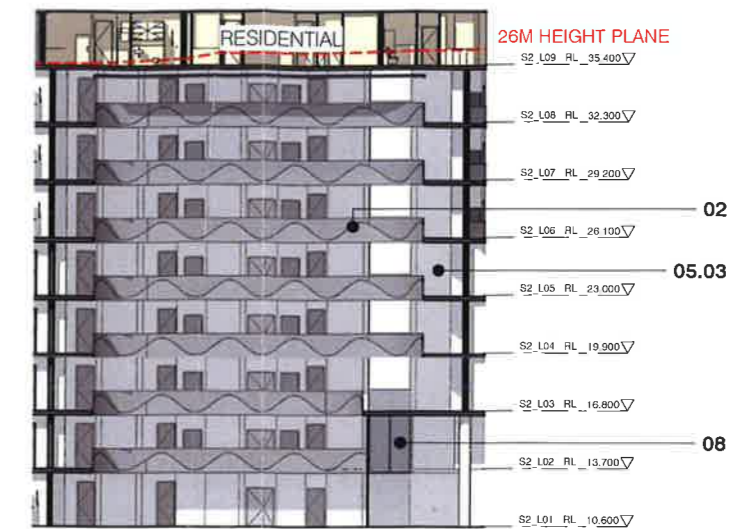
Revision:
 C



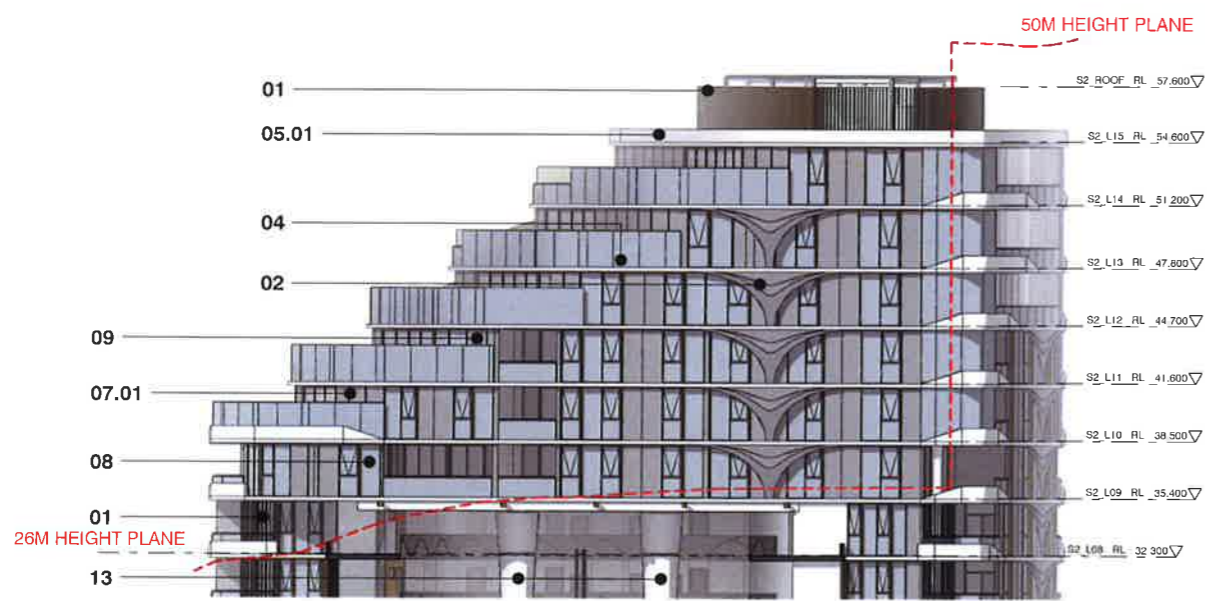
1 ELEVATION_S2 COURTYARD_SOUTH
1:400 @ A3



2 ELEVATION_S2 COURTYARD_NORTH
1:400 @ A3



3 ELEVATION_S2 COURTYARD_EAST
1:400 @ A3



4 ELEVATION_S2 COURTYARD_EAS_L9 ABOVE
1:400 @ A3



NSW GOVERNMENT Planning & Environment

Issued under the Environmental Planning and Assessment Act 1979
SSD 9103

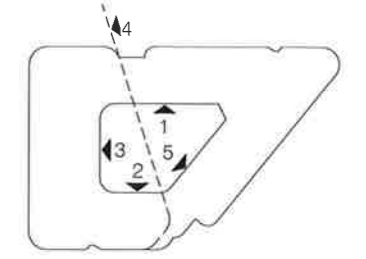
Approved Application ELEVATION_S2 COURTYARD WEST
1:400 @ A3

granted on the 14/8/19

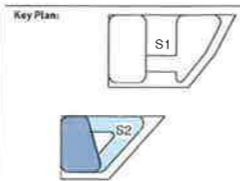
Signed *ELM*

Sheet No. 72 of 75

EXTERNAL PROPOSED FINISHES DETAIL DESCRIPTION
REFER TO DA-40-0000 / DA-40-0100



Rv	Amendment	By	Ck	Date
C	Revised DA Submission			19.03.2019
B	Revised DA Submission			24.01.2019
A	Issued for DA Submission			12.10.2018



Drawing Disclaimer:
Do not scale from drawings.
Verify all dimensions on site before commencing work.
Copying or reproduction of this drawing is strictly prohibited without the consent of PTW Architects.

Architect
PTW Architects
Level 11, 88 Phillip Street
Sydney NSW 2000 Australia
T +61 2 9232 5877
ptw.com.au

Client
AUSTINO PROPERTY GROUP

NSW Nominated Architects
Peddie Thorp & Walker P/L
ABN 23 000 454 526
Trading as PTW Architects

PTW

Project PA015288.01
1 & 2 MURRAY ROSE
1-2 MURRAY ROSE AVENUE
SYDNEY OLYMPIC PARK, NSW

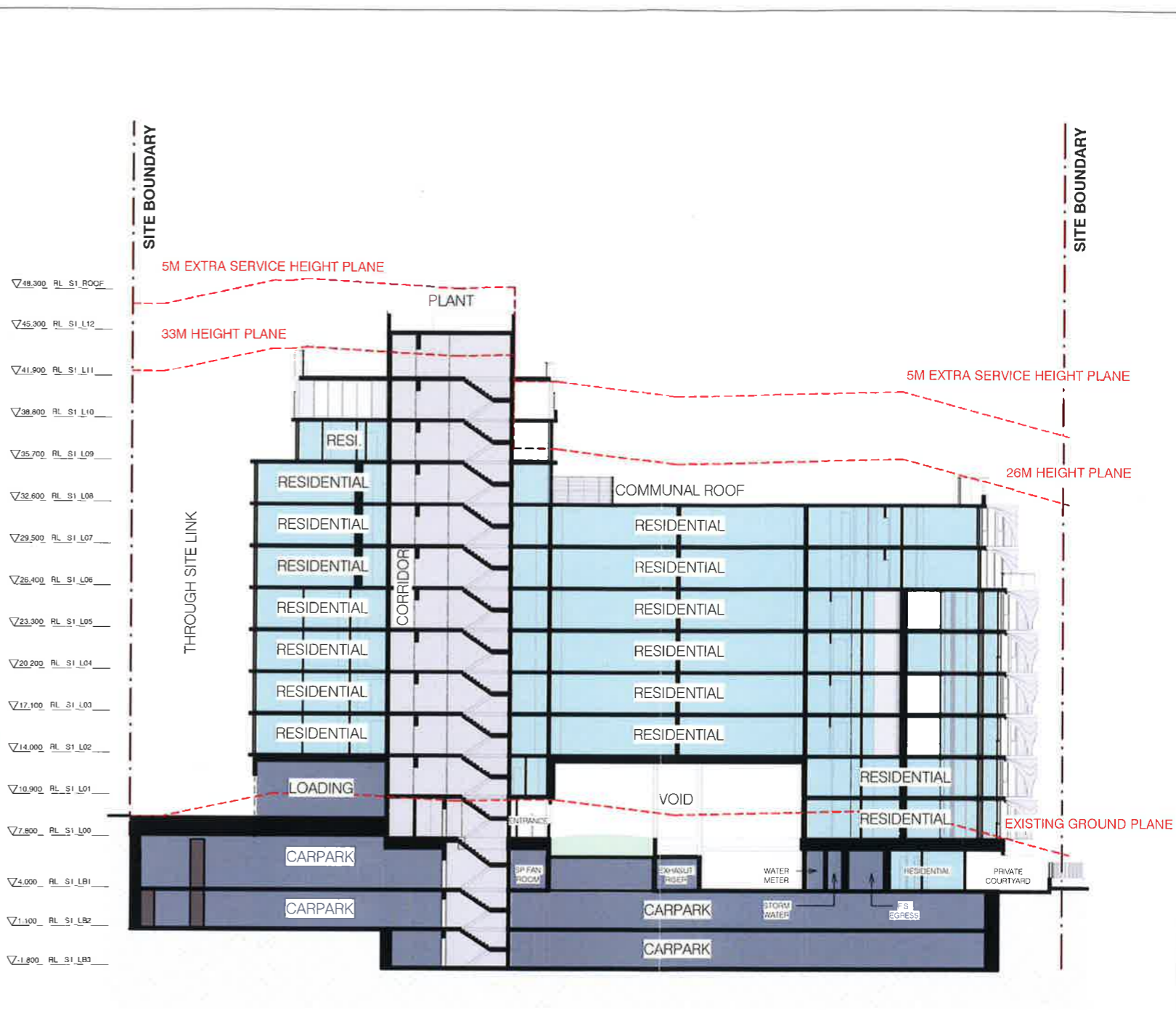
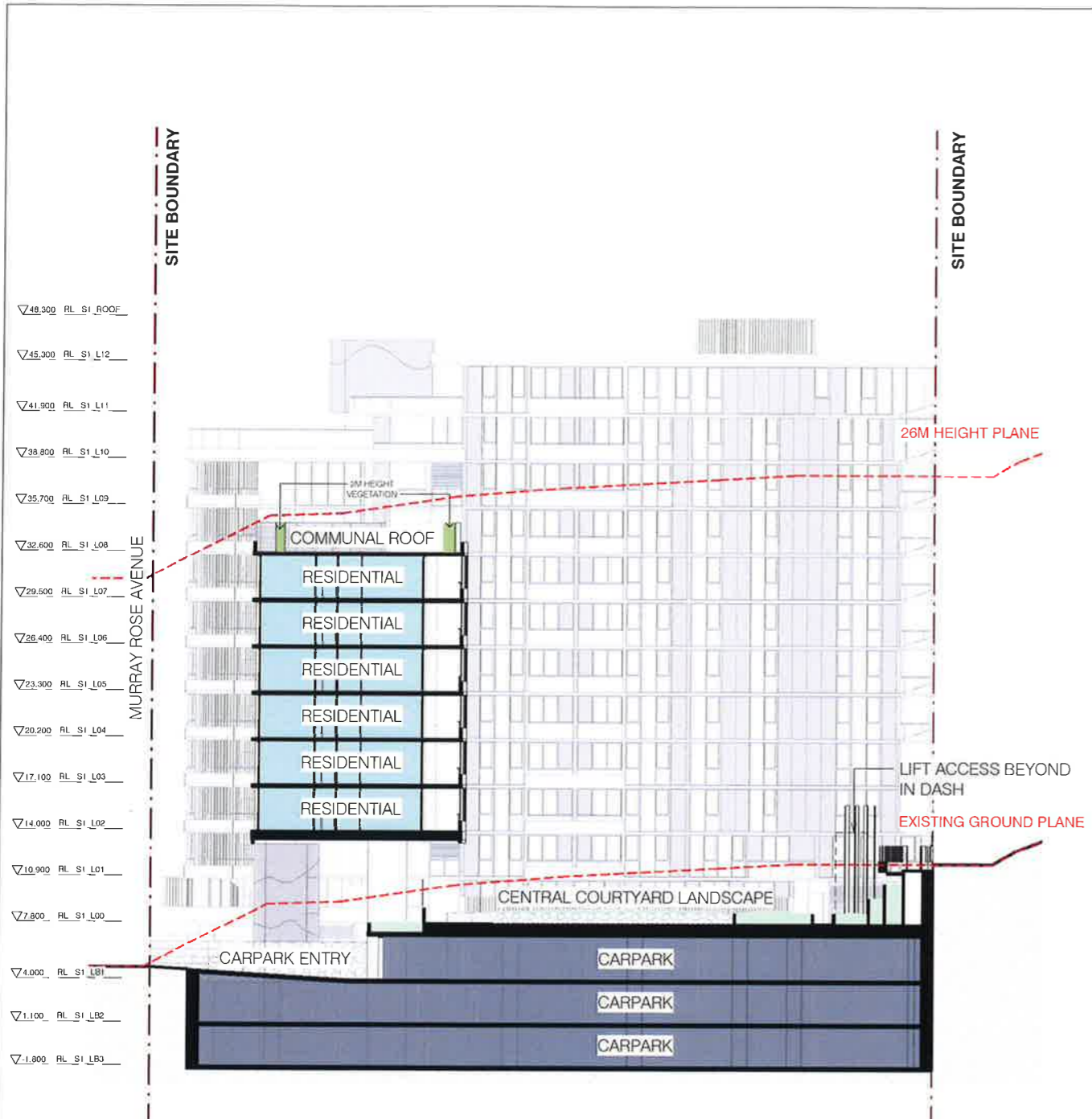
Status
DEVELOPMENT APPLICATION

Title
20-ELEVATIONS
ELEVATIONS-S2

Drawing Number
DA-20-0500

Revision
C

E:\15288\1-2 Murray Rose Avenue\PA015288_MurrayRoseave_AA_AR_DAL_E360.rvt 27/03/2019 4:03:04 PM

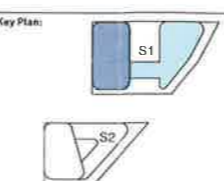


1 SECTION S1
1:400 @ A3

2 SECTION S1
1:400 @ A3

NSW GOVERNMENT | **Planning & Environment**
 Issued under the Environmental Planning and Assessment Act 1979
 Approved Application No. SSD 9403
 granted on the 14/8/19
 Signed [Signature]
 Sheet No. 44 of 75

Rv	Amendment	By	Ck	Date
**C	Revised DA Submission			19.03.2019
B	Revised DA Submission			24.01.2019
A	Issued for DA Submission			12.10.2018



Drawing Disclaimers:
 Do not scale from drawings.
 Verify all dimensions on site before commencing work.
 Copying or reproduction of this drawing is strictly prohibited without the consent of PTW Architects.

Client:
 AUSTINO PROPERTY GROUP

Architect:
 PTW Architects
 Level 11, 88 Phillip Street
 Sydney NSW 2000 Australia
 T +61 2 9232 5877
 ptw.com.au

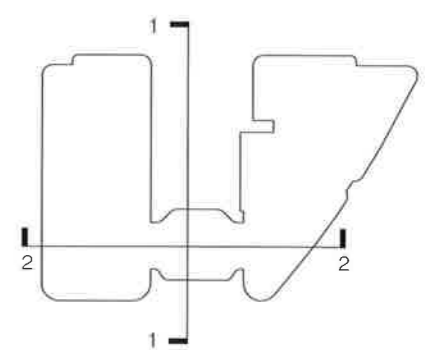


Architect:
 Peddie Thorp & Walker P/L
 ABN 22 000 455 622
 100/100 Pitt Street Sydney NSW 2000

NSW Registered Architect:
 S Parsons Architect No 8099
 D. George Architects No 4758

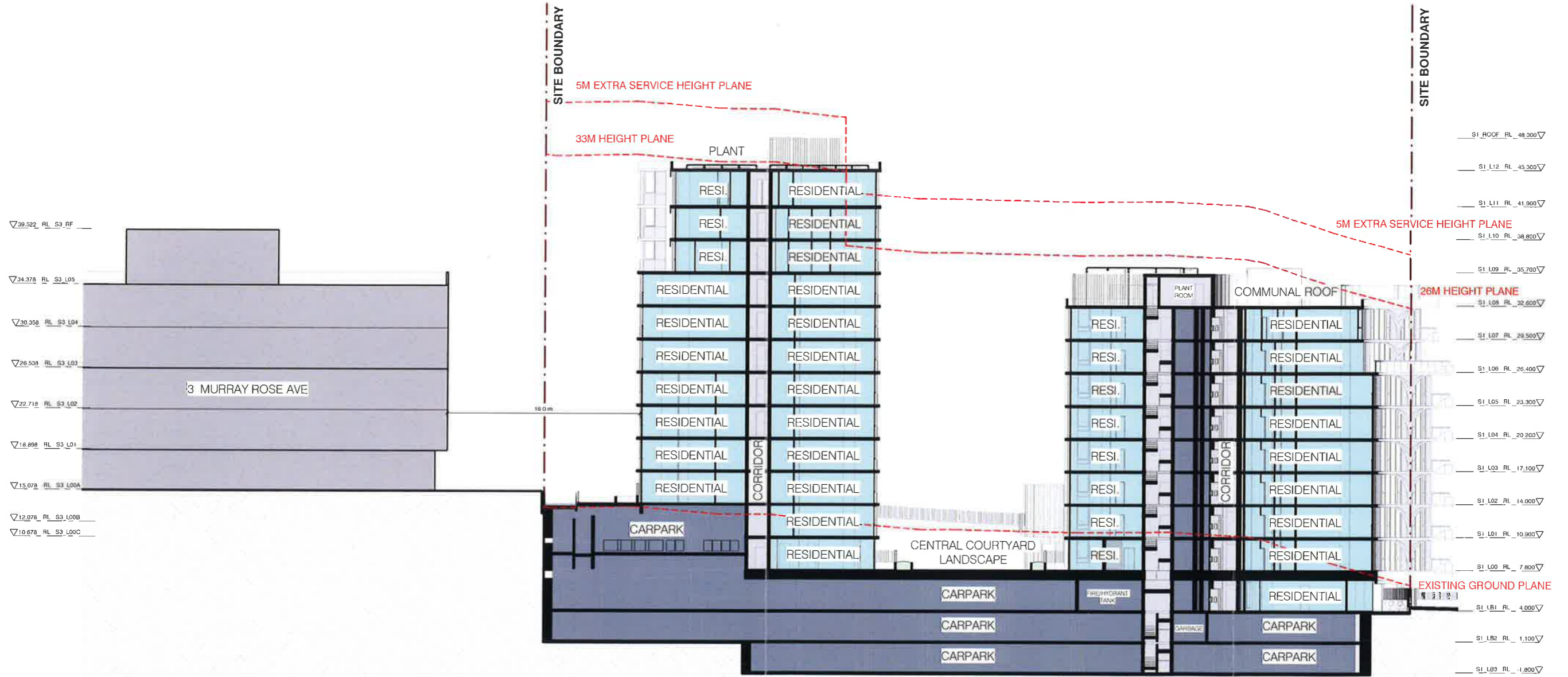


Project: PA015288.01
1 & 2 MURRAY ROSE
1-2 MURRAY ROSE AVENUE
SYDNEY OLYMPIC PARK, NSW
Status: DEVELOPMENT APPLICATION



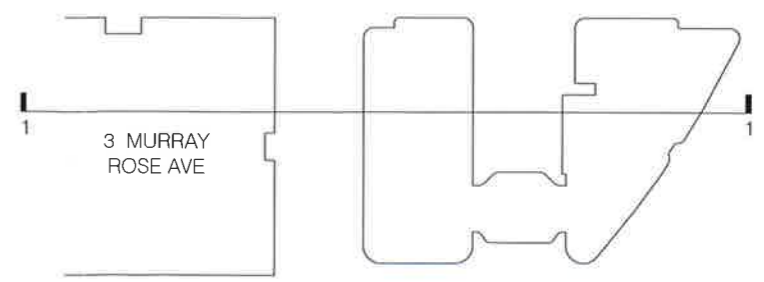
Title:
 30-SECTIONS
 SECTIONS-S1

Drawing Number: DA-30-0000
Revision: C

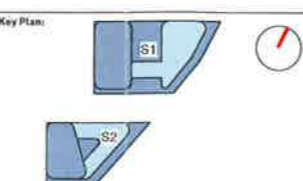


NSW GOVERNMENT | **Planning & Environment**
 Issued under the Environmental Planning and Assessment Act 1979
 Approved Application No. 550 9403
 granted on the 14/8/19
 Signed [Signature]
 Sheet No. 45 of 75

1 SECTION S1
 1:400 @ A3



Rv	Amendment	By	Ck	Date
A	Revised DA Submission			19.03.2019



Drawing Disclaimer:
 Do not scale from drawings.
 Verify all dimensions on site before commencing work.
 Copying or reproduction of this drawing is strictly prohibited without the consent of PTW Architects.

Architect
 PTW Architects
 Level 11, 88 Phillip Street
 Sydney NSW 2000 Australia
 T +61 2 9232 5877
 ptw.com.au

Client
 AUSTINO PROPERTY GROUP



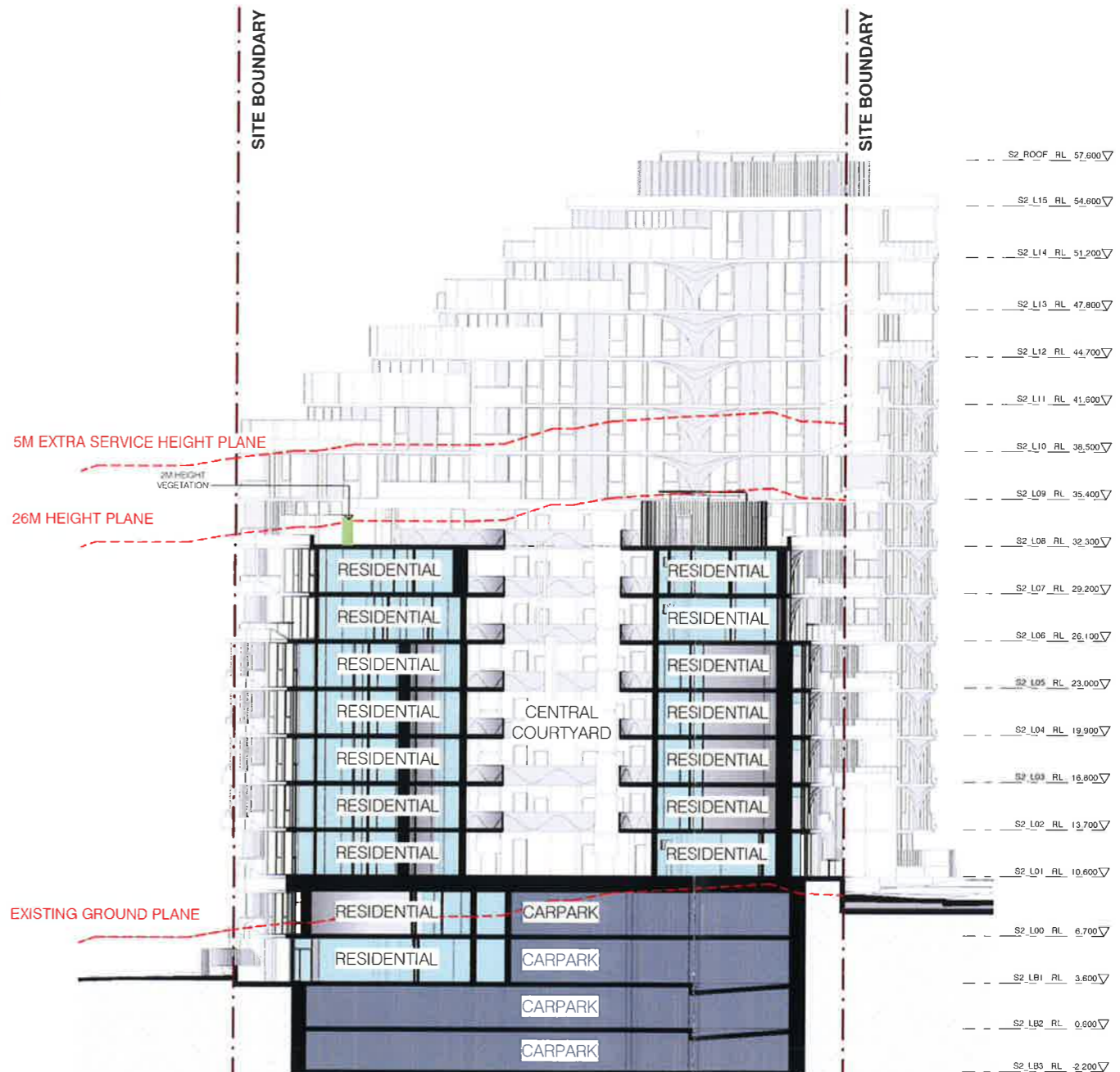
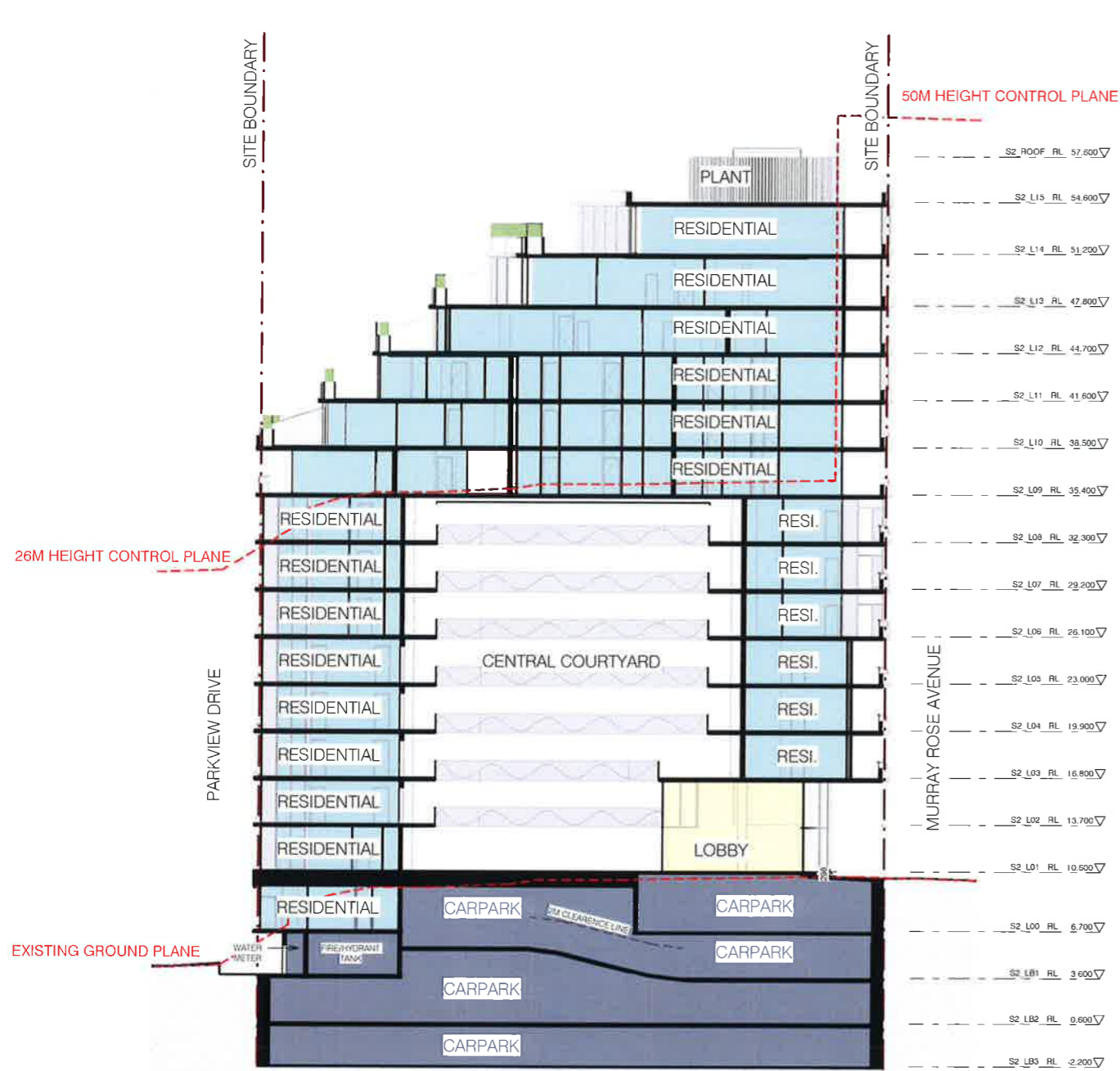
People Group & Walker P/L
 48/51 22 202 456 522
 trading as PTW Architects


NSW Nominated Architects
 S Plans Architect No 1098
 D Jones Architect No 4378



Project PA015288.01
1 & 2 MURRAY ROSE
1-2 MURRAY ROSE AVENUE
SYDNEY OLYMPIC PARK, NSW
Status DEVELOPMENT APPLICATION

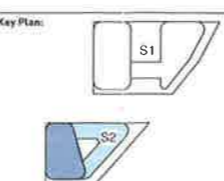
Title	
30-SECTIONS	SECTIONS-S1
Drawing Number	Revision
DA-30-0010	A




SECTION_S2
 1:400 @ A3
Planning & Environment
 Issued under the Environmental Planning and Assessment Act 1979
 Approved Application No. SSD 9403
 granted on the 14/8/19
 Signed [Signature]
 Sheet No. 46 of 75


SECTION_S2
 1:400 @ A3

Rv	Amendment	By	Ck	Date
C	Revised DA Submission			19.03.2019
M	Interim DA Submission			24.01.2019
A	Issued for DA Submission			12.10.2018



Drawing Disclaimer:
 Do not scale from drawings.
 Verify all dimensions on site before commencing work.
 Copying or reproduction of this drawing is strictly prohibited without the consent of PTW Architects

Client:
 AUSTINO PROPERTY GROUP

Architect:
 PTW Architects
 Level 11, 89 Phillip Street
 Sydney NSW 2000 Australia
 T +61 2 9232 5877
ptw.com.au



Peddie Thorp & Walker P/L
 ABN 23 050 054 434
 Drawing as PTW Architects

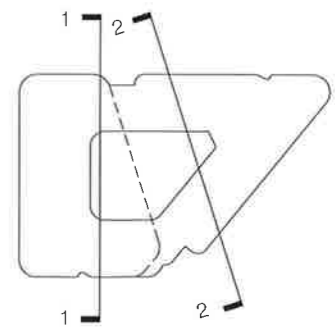
NSW Registered Architects
 5 Partners Architect No 1078
 9 Junior Architects No 4758

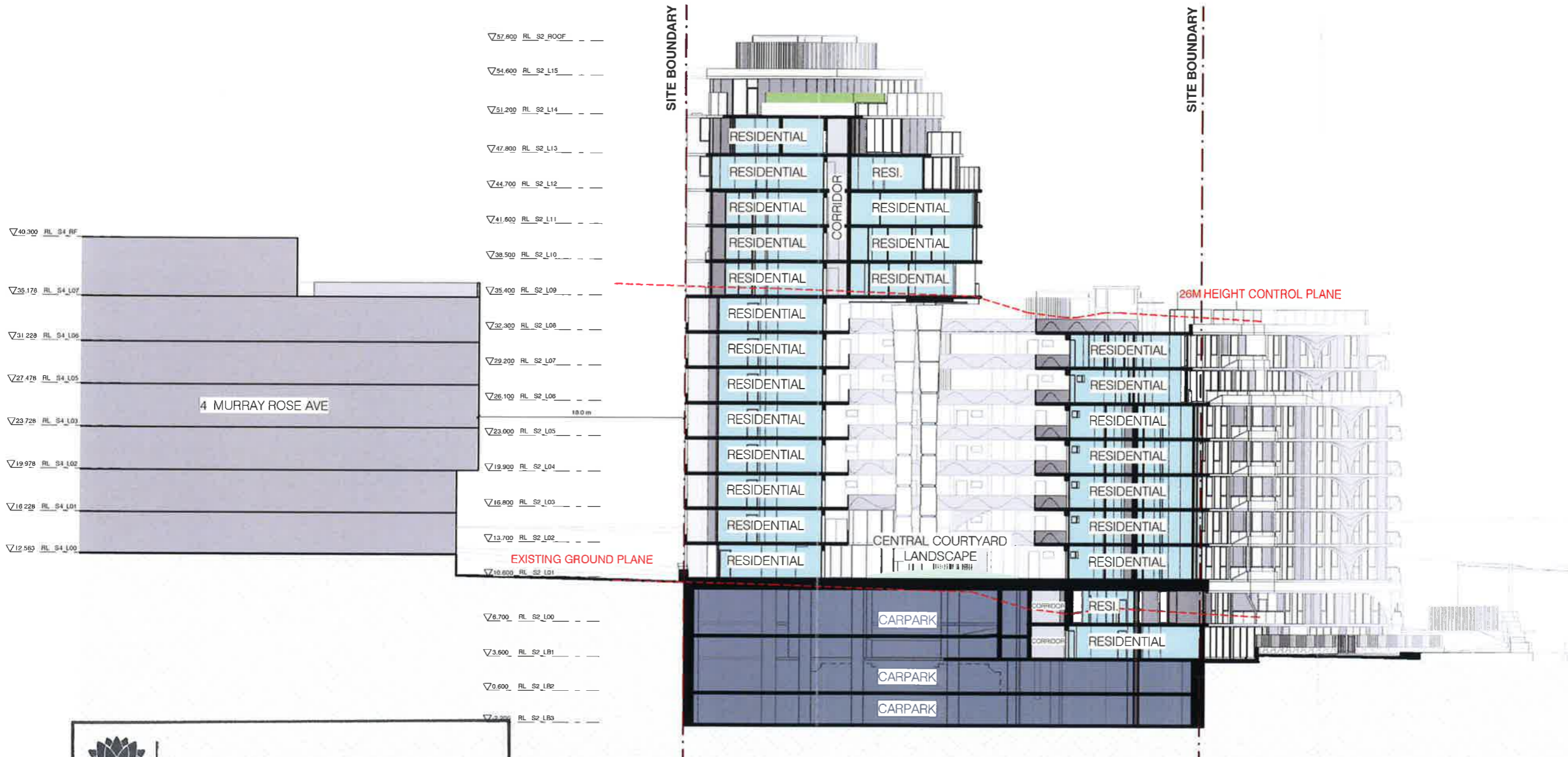


Project: PA015288.01
1 & 2 MURRAY ROSE
1-2 MURRAY ROSE AVENUE
SYDNEY OLYMPIC PARK, NSW
Status:
 DEVELOPMENT APPLICATION

Title:
 30-SECTIONS
 SECTIONS-S2

Drawing Number: DA-30-0100
Revision: C





NSW GOVERNMENT | **Planning & Environment**

Issued under the Environmental Planning and Assessment Act 1979

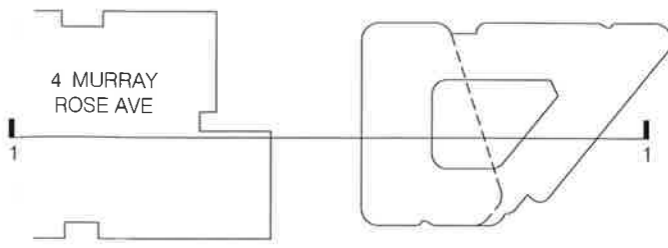
Approved Application No. SSD 9403

granted on the 14/8/19

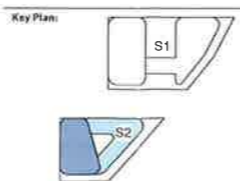
Signed [Signature]

Sheet No. 47 of 75

SECTION S2
1:400 @ A3



Rv	Amendment	By	Ck	Date
C	Initial Submission			19.03.2019
B	Revised DA Submission			24.01.2019
A	Issued for DA Submission			12.10.2018



Drawing Disclaimer:
Do not scale from drawings.
Verify all dimensions on site before commencing work.
Copying or reproduction of this drawing is strictly prohibited without the consent of PTW Architects.

Client:
AUSTINO PROPERTY GROUP

Architect:
PTW Architects
Level 11, 88 Phillip Street
Sydney NSW 2000 Australia
T +61 2 9232 5877
ptw.com.au



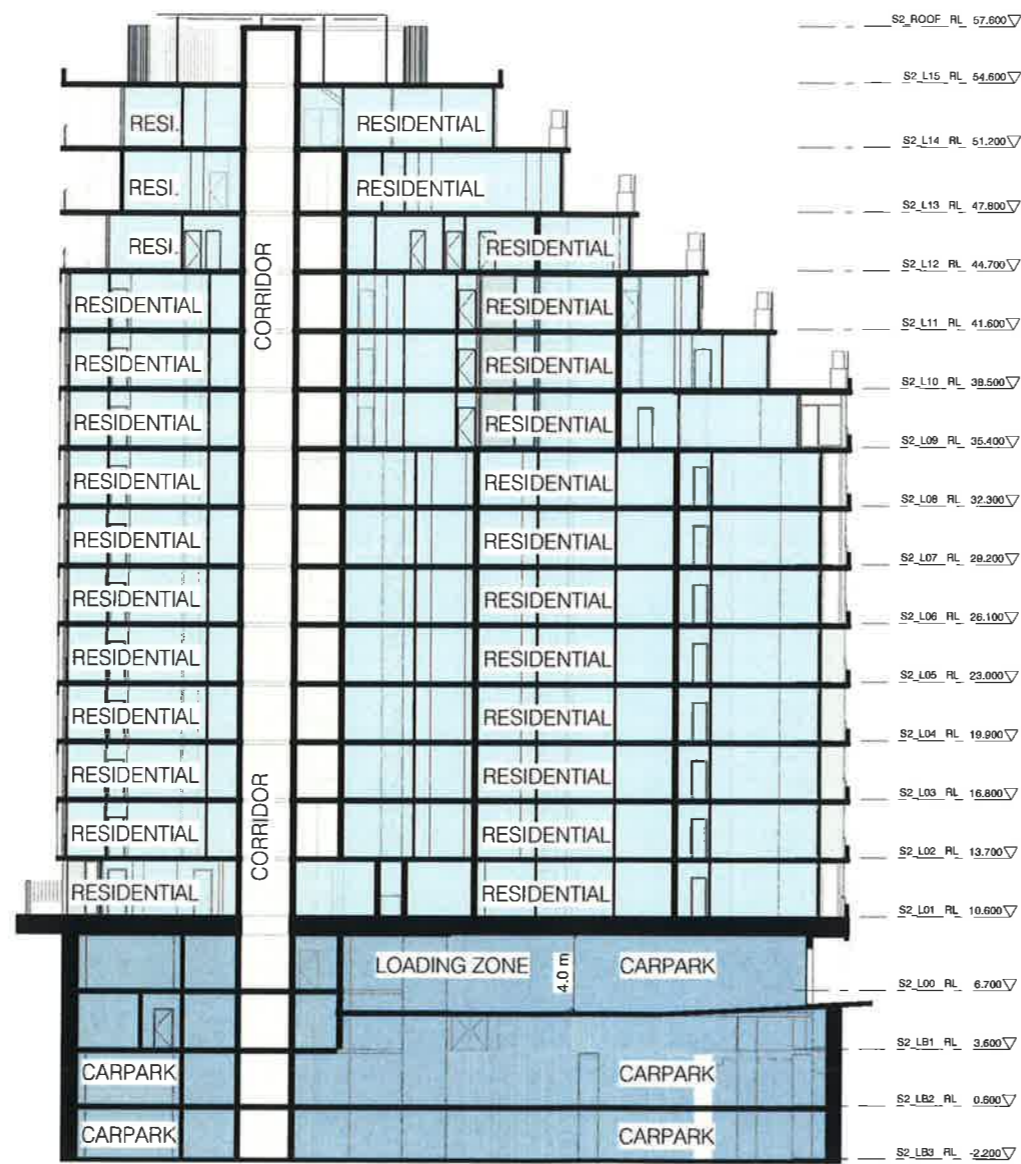
Peddie Thorp & Walker P/L
ABN 23 028 454 626
Trading as PTW Architects

NSW Registered Architects
S Parsons Architects No 4098
D Jones Architects No 4378




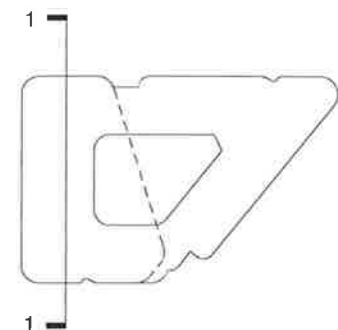
Project: PA015288.01
1 & 2 MURRAY ROSE
1-2 MURRAY ROSE AVENUE
SYDNEY OLYMPIC PARK, NSW

Title	
30-SECTIONS	
SECTIONS-S2	
Drawing Number	Revision
DA-30-0200	C

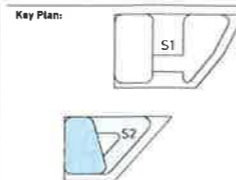


1 SECTION_S2
1:400 @ A3


Planning & Environment
 Environmental Planning and Assessment Act 1979
 Approved by Council of Sydney City Council
 Approval No. SSO 9403
 Granted on 14/8/19
 Signed [Signature]
 Sheet No. 18 of 25



Rv	Amendment	By	Ck	Date
A	Revised DA Submission			17.05.2019



Drawing Disclaimer:
Do not scale from drawings.
Verify all dimensions on site before commencing work.
Copying or reproduction of this drawing is strictly prohibited without the consent of PTW Architects.

Client
AUSTINO PROPERTY GROUP



Architect
PTW Architects
Level 11, 88 Philip Street
Sydney NSW 2000 Australia
T +61 2 9232 5877
ptw.com.au

Peddie Thorp & Walker P/L
ABN 23 003 454 426
Trading as PTW Architects

NSW Nominated Architects
S. Parsons Architect No. 4296
G. Jones Architect No. 4738



Project PAD15288.01
1 & 2 MURRAY ROSE AVENUE
1-2 MURRAY ROSE AVENUE
SYDNEY OLYMPIC PARK, NSW
Status
DEVELOPMENT APPLICATION

Title
30-SECTIONS
SECTIONS-S2

Drawing Number
DA-30-0300

Revision
A



Planning & Environment

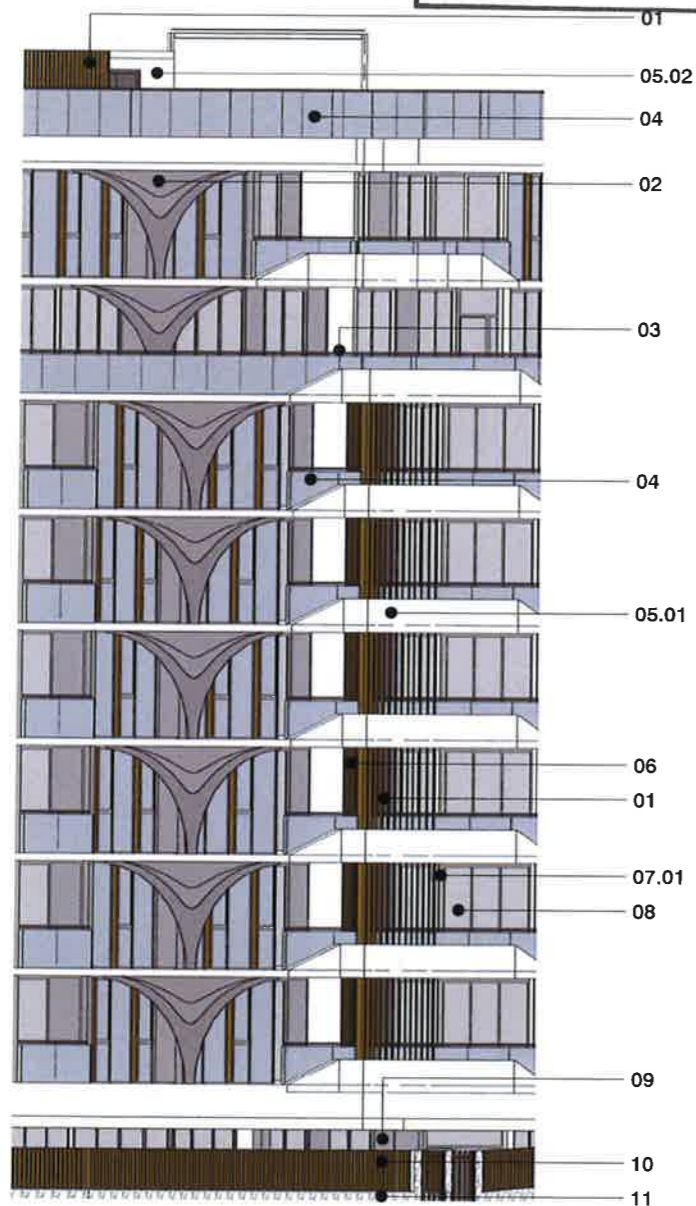
Issued under the Environmental Planning and Assessment Act 1979

Approved Application No. SSD 9403

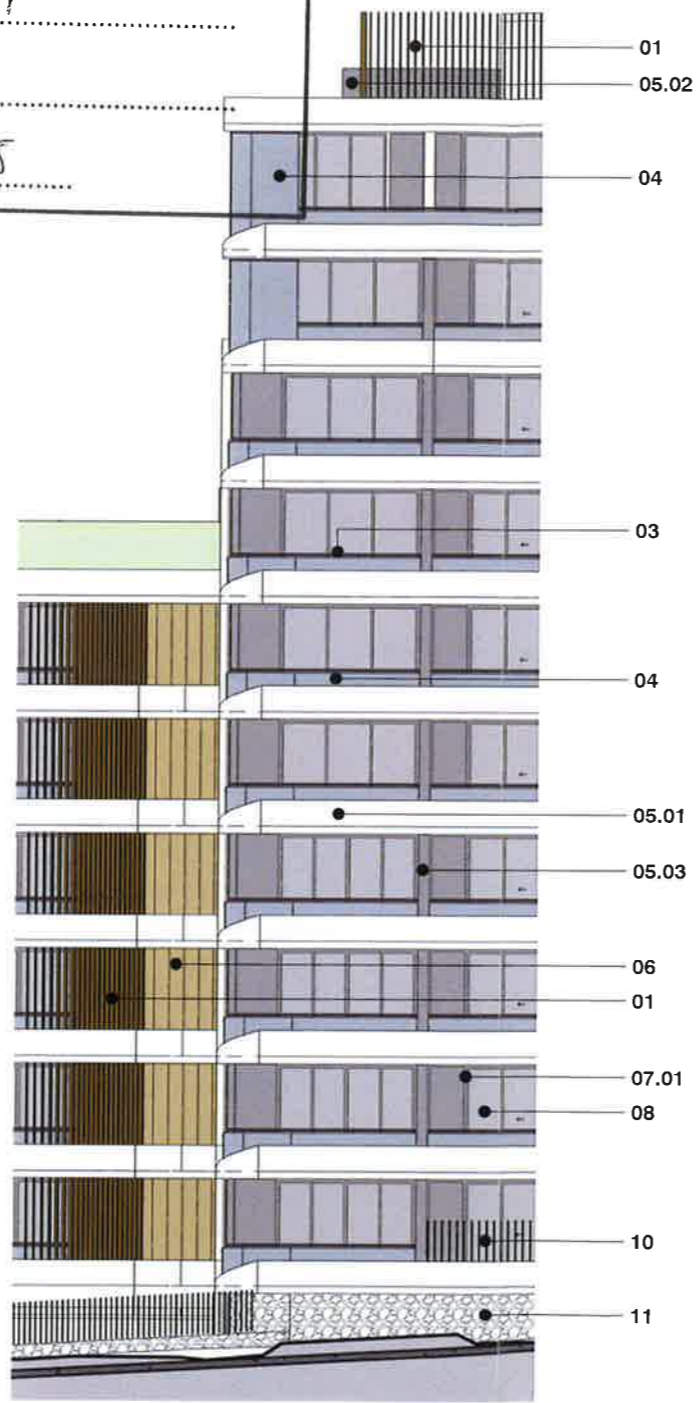
granted on the 14/8/19

Signed [Signature]

Sheet No. 49 of 75




1 S1 Typical Facade Elevation 01
1:200@ A3



2 S1 Typical Facade Elevation 02
1:200@ A3



01 Powder Coated Aluminium Louvres in Champagne or Similar



02 Powder Coated Perforated Metal Screen in White



04 Clear Balustrade Glazing



03 Powder Coated Aluminium Handrail in Charcoal Black or Similar



05.01 Render Painted Finish in White



05.02 Rendered Painted Finish in Dark Grey or Similar



05.03 Render Painted Finish in Light Grey or Similar



06 Vertical Groove Solid Panel in Champagne or Similar



07.01 Powder Coated Aluminium Window Frame in Bronze or Similar



07.02 Powder Coated Aluminium Window Frame in Champagne or Similar



10 Powder Coated Slat Fence Timber Look or Similar



08 Clear Facade Glass



09 Compressed Fibre Cement in Dark Grey or Similar



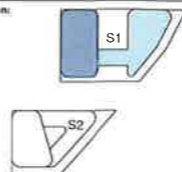
11 Gabion Feature Wall Finish or Similar



12 Powder Coated Aluminium Section in Champagne

Rv	Amendment	By	Ck	Date
B	Revised DA Submission			24.01.2019
A	Issued for DA Submission			12.10.2018

Key Plan:



Drawing Disclaimer:
Do not scale from drawings.
Verify all dimensions on site before commencing work.
Copying or reproduction of this drawing is strictly prohibited without the consent of PTW Architects.

Client:
AUSTINO PROPERTY GROUP



Architect:
PTW Architects
Level 11, 88 Phillip Street
Sydney NSW 2000 Australia
T +61 2 9232 5977
ptw.com.au

Project: 1 & 2 MURRAY ROSE

NSW Registered Architects
S Partners Architect No 4098
D Jones Architect No 4278



Project: PA015288 01
1 & 2 MURRAY ROSE
1-2 MURRAY ROSE AVENUE
SYDNEY OLYMPIC PARK, NSW
Status: DEVELOPMENT APPLICATION

Title:
40-EXTERNAL FACADE FINISH
FACADE FINISH SCHEDULE-S1

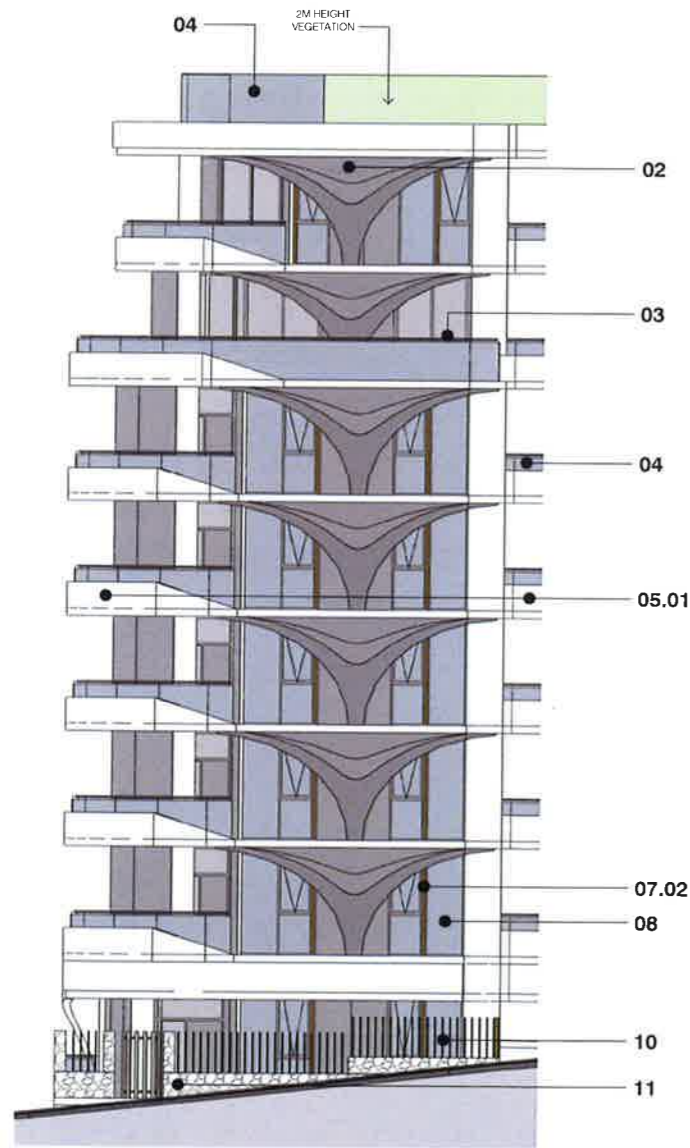
Drawing Number: DA-40-0000
Revision: B

Approved Application No. SSO 91103

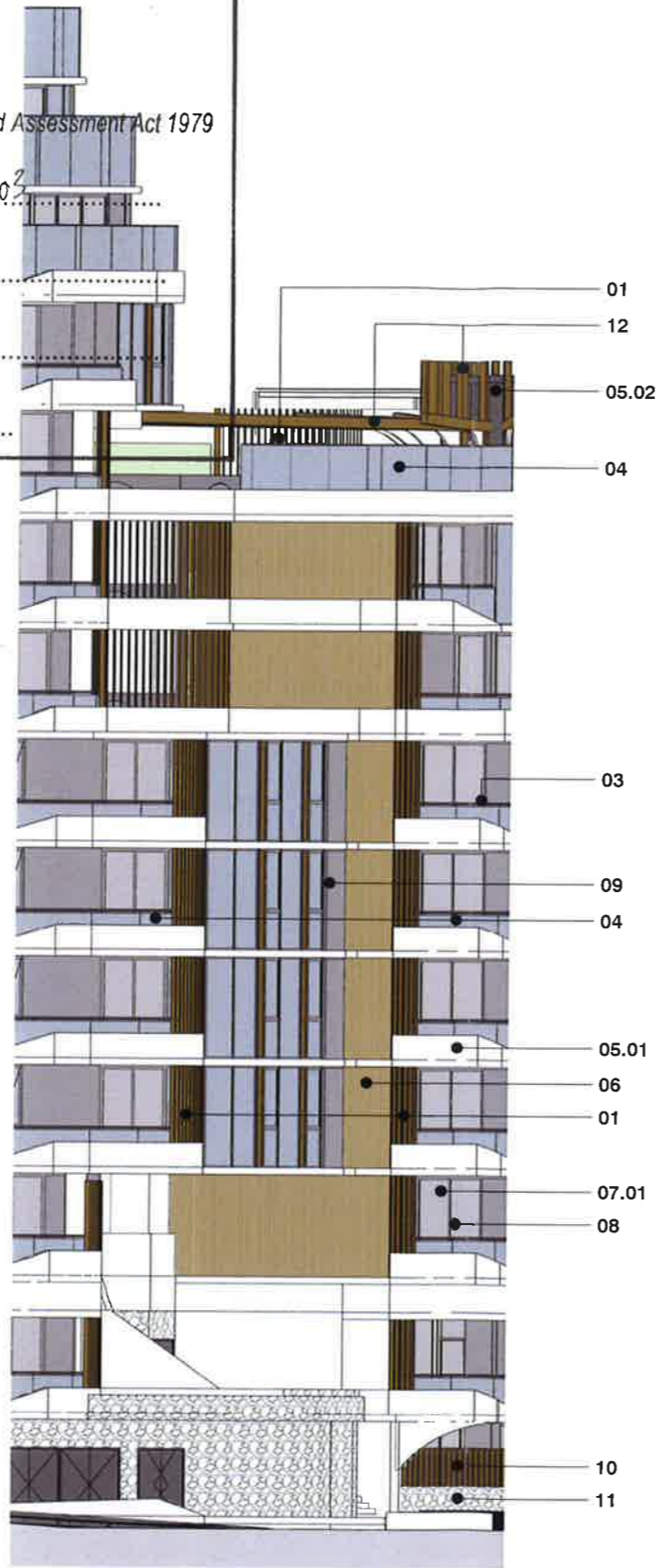
granted on the 14/2/19

Signed [Signature]

Sheet No. 50 of 75



1 S2 Typical Facade Elevation 01
1:200@ A3



2 S2 Typical Facade Elevation 02
1:200@ A3



01 Powder Coated Aluminium Louvres in Champagne or Similar



02 Powder Coated Perforated Metal Screen in White



04 Clear Balustrade Glazing



03 Powder Coated Aluminium Handrail in Charcoal Black or Similar



05.01 Render Painted Finish in White



05.02 Rendered Painted Finish in Dark Grey or Similar



05.03 Render Painted Finish in Light Grey or Similar



06 Vertical Grove Solid Panel in Champagne or Similar



07.01 Powder Coated Aluminium Window Frame in Bronze or Similar



07.02 Powder Coated Aluminium Window Frame in Champagne or Similar



10 Powder Coated Slat Fence Timber Look or Similar



08 Clear Facade Glass



09 Compressed Fibre Cement in Dark Grey or Similar

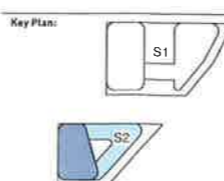


11 Gabion Feature Wall Finish or Similar



12 Powder Coated Aluminium Section in Champagne

Rv	Amendment	By	Ch	Date
B	Revised DA Submission			24.01.2019
A	Issued for DA Submission			12.10.2018



Drawing Disclaimer:
Do not scale from drawings.
Verify all dimensions on site before commencing work.
Copying or reproduction of this drawing is strictly prohibited without the consent of PTW Architects.

Architect
PTW Architects
Level 11, 88 Phillip Street
Sydney NSW 2000 Australia
T +61 2 9232 5877
ptw.com.au

Client
AUSTINO PROPERTY GROUP



Pedrick Thorp & Walker P/L
ABN 23 030 154 524
Trading as PTW Architects

NSW Non-Registered Architects
S Parsons Architect No. 4098
D Jones Architect No. 4278



Project PA015288 01
1 & 2 MURRAY ROSE
1-2 MURRAY ROSE AVENUE
SYDNEY OLYMPIC PARK, NSW
Status
DEVELOPMENT APPLICATION

Title
40-EXTERNAL FACADE FINISH
FACADE FINISH SCHEDULE-S2

Drawing Number
DA-40-0100
Revision
B



Planning & Environment

Issued under the Environmental Planning and Assessment Act 1979

Approved Application SSD 9403

granted on the 14/8/19

Signed [Signature]


Sheet No. 51 of 75




02 Powder Coated Perforated Metal Screen in White



05.03 Render Painted Finish in Light Grey or Similar



07.01 Powder Coated Aluminium Window Frame in Light Grey or Similar



08 Clear Glass




12 Powder Coated Aluminium Section in Champagne



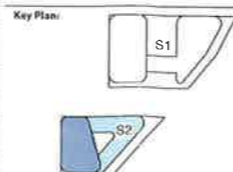
13 Powder Coated Aluminium Solid Panel or Similar Cladding in White



14 Powder Coated Aluminium Soffit and Wall Timber Look or Similar



Rv	Amendment	By	Ck	Date
A	Issued for DA Submission			12.10.2018



Drawing Disclaimer:
Do not scale from drawings. Verify all dimensions on site before commencing work. Copying or reproduction of this drawing is strictly prohibited without the consent of PTW Architects.

Client: AUSTINO PROPERTY GROUP



Architect: PTW Architects
Level 11, 88 Phillip Street
Sydney NSW 2000 Australia
T +61 2 9232 5877
ptw.com.au

Paddle Thorp & Walker P/L
ABN 21 006 554 624
Trading as PTW Architects
NSW Nominated Architects
S Planning Architect No 5398
D Design Architect No 4738



Project: PA015288.01
1 & 2 MURRAY ROSE
1-2 MURRAY ROSE AVENUE
SYDNEY OLYMPIC PARK, NSW
Status: DEVELOPMENT APPLICATION

Title: 40-EXTERNAL FACADE FINISH
FACADE FINISH SCHEDULE-S2
CENTRAL COURTYARD
Drawing Number: DA-40-0200
Revision: A



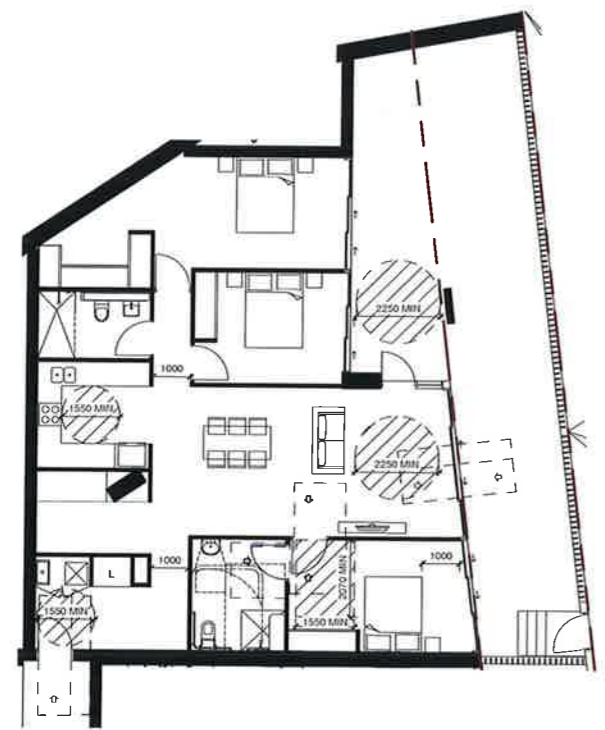
1 UNIT 1B101_PRE-ADAPTABLE
1:200 @ A3



2 UNIT 1B102_PRE-ADAPTABLE
1:200 @ A3



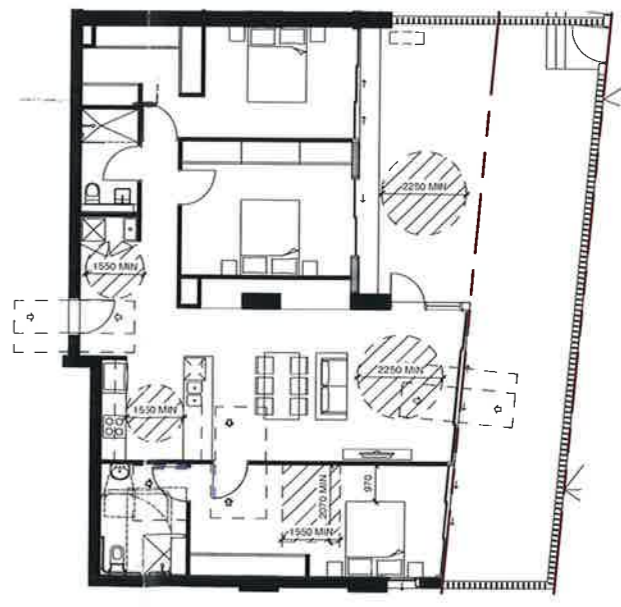
3 UNIT 1B103_PRE-ADAPTABLE
1:200 @ A3



4 UNIT 1B101_POST-ADAPTABLE
1:200 @ A3



5 UNIT 1B102_POST-ADAPTABLE
1:200 @ A3

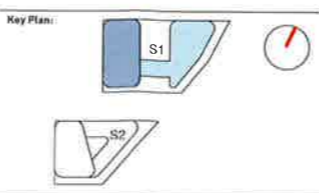


6 UNIT 1B103_POST-ADAPTABLE
1:200 @ A3

NSW Planning & Environment
 Issued under the Environmental Planning and Assessment Act 1979
 Approved Application No. SSD 9403
 granted on the 14/8/19
 Signed E. Luke
 Sheet No. 52 of 75

LEGEND:
L LINEN STORAGE

Rv	Amendment	By	Ck	Date
A	Issued for DA Submission			12.10.2018



Drawing Disclaimer:
Do not scale from drawings.
Verify all dimensions on site before commencing work.
Copying or reproduction of this drawing is strictly prohibited without the consent of PTW Architects

Client
AUSTINO PROPERTY GROUP

Architect
PTW Architects
Level 11, 88 Phillip Street
Sydney NSW 2000 Australia
T +61 2 9232 5877
ptw.com.au



Peddie Thorp & Walker P/L
ABN 22 090 451 424
Trading as PTW Architects
NSW Nominated Architect
5 Persons Architect No 4598
D. Jones Architect No 4728



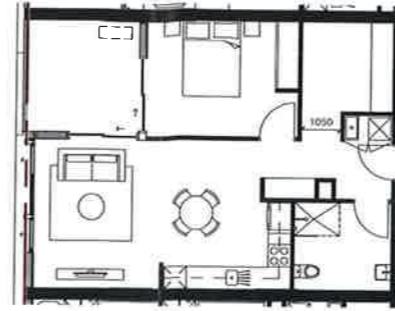
Project PA015286
1&2 MURRAY ROSE
1 MURRAY ROSE AVENUE
SYDNEY OLYMPIC PARK, NSW
Status
DEVELOPMENT APPLICATION

Title
50-ADDITIONAL DETAIL
ADAPTABLE UNITS-S1

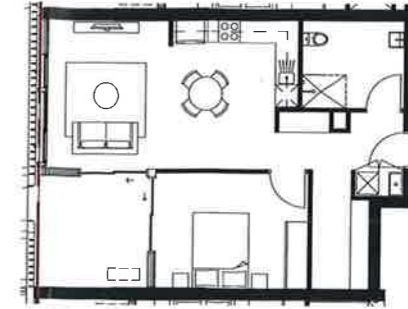
Drawing Number
DA-50-1000
Revision
A




1 UNIT 10113,10220,10320,10420,10520,10618,10718_PRE-ADAPTABLE
1:200 @ A3



2 UNIT 10303,10403,10503_PRE-ADAPTABLE
1:200 @ A3



3 UNIT 10205,10305,10405,10505_PRE-ADAPTABLE
1:200 @ A3

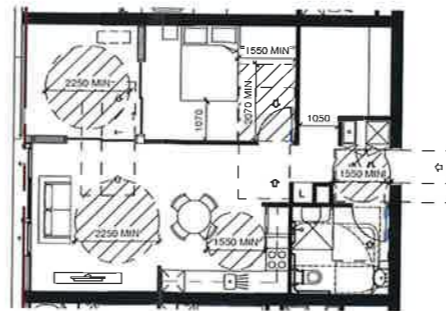


NSW Planning & Environment
Issued under the Environmental Planning and Assessment Act 1979

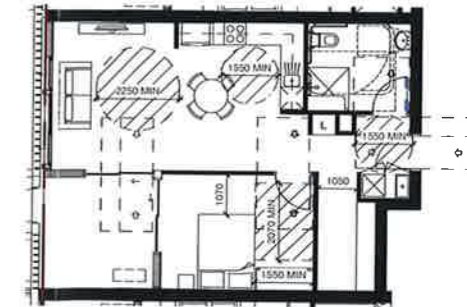
Approved Application No. SSD 9403
granted on the 14/8/19
Signed [Signature]
Sheet No. S3 of 75



4 UNIT 10113,10220,10320,10420,10520,10618,10718_POST-ADAPTABLE
1:200 @ A3



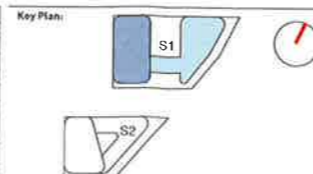
5 UNIT 10303,10403,10503_POST-ADAPTABLE
1:200 @ A3



6 UNIT 10205,10305,10405,10505_POST-ADAPTABLE
1:200 @ A3

LEGEND:
L LINEN STORAGE

Rv	Amendment	By	Ck	Date
A	Issued for DA Submission			12.10.2018



Drawing Disclaimer:
Do not scale from drawings.
Verify all dimensions on site before commencing work.
Copying or reproduction of this drawing is strictly prohibited without the consent of PTW Architects

Client:
AUSTINO PROPERTY GROUP

Architect:
PTW Architects
Level 11, 89 Phillip Street
Sydney NSW 2000 Australia
T +61 2 9232 5877
ptw.com.au

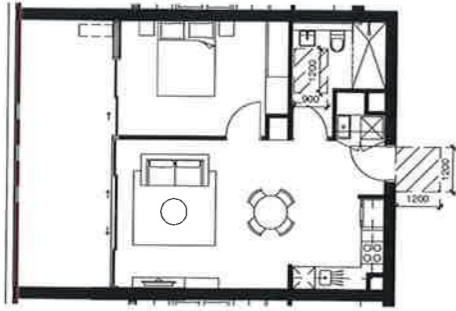
NSW Nominated Architects:
S Parsons Architect No. 6898
D Jones Architect No. 4778



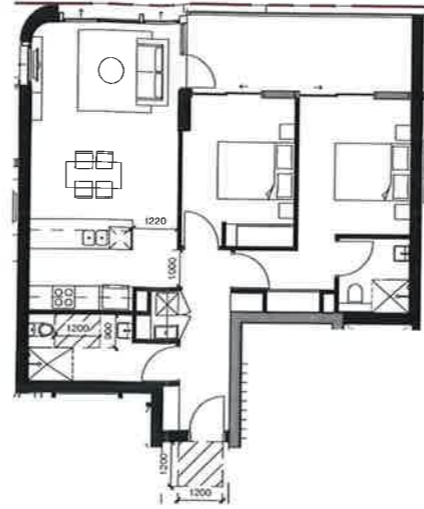
Project: PA015288
1&2 MURRAY ROSE
1 MURRAY ROSE AVENUE
SYDNEY OLYMPIC PARK, NSW
Status:
DEVELOPMENT APPLICATION

Title:
50-ADDITIONAL DETAIL
ADAPTABLE UNITS-S1

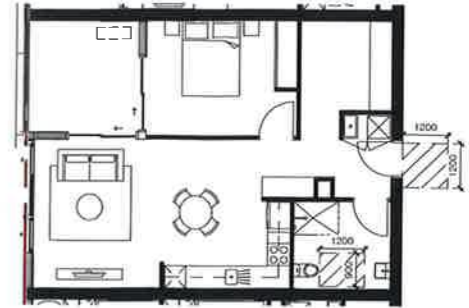
Drawing Number: DA-50-1001
Revision: A



1 UNIT 10204,10304,10404,10504_SILVER LIVABLE
1:200 @ A3



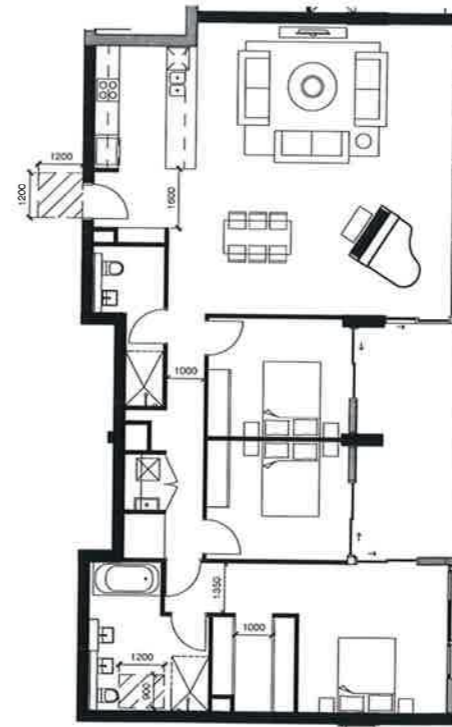
2 UNIT 10207,10307,10407,10507,10606,10706,10806,10906,11003_SILVER LIVABLE
1:200 @ A3



3 UNIT 10203_SILVER LIVABLE
1:200 @ A3



4 UNIT 10908,11005_SILVER LIVABLE
1:200 @ A3

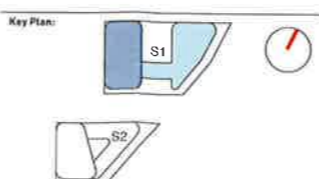


5 UNIT 11004_SILVER LIVABLE
1:200 @ A3

PTW Planning & Environment
 under the Environmental Planning and Assessment Act 1979
 Approved Application No. SSD 9703
 granted on the 14/8/19
 signed by Ghik
 Sheet No. 54 of 75

LEGEND:
L LINEN STORAGE

Rv	Amendment	By	Ck	Date
A	Issued for DA Submission			12.10.2018



Drawing Disclaimer:
Do not scale from drawings
Verify all dimensions on site before commencing work.
Copying or reproduction of this drawing is strictly prohibited
without the consent of PTW Architects

Client
AUSTINO PROPERTY GROUP



Architect
PTW Architects
Level 11, 89 Phillip Street
Sydney NSW 2000 Australia
T +61 2 9232 5877
ptw.com.au

Peddie Thorp & Walker P/L
ABN 23 800 456 626
Trading as PTW Architects

NSW Registered Architects
S Planning Architect No 8298
D Jones Architect No 4728



Project PA015288
1&2 MURRAY ROSE
1 MURRAY ROSE AVENUE
SYDNEY OLYMPIC PARK, NSW
Status
DEVELOPMENT APPLICATION

Title
50-ADDITIONAL DETAIL
SILVER LIVABLE UNITS-S1


Drawing Number
DA-50-1100
Revision
A



1 UNIT 10001_VISITABLE
1:200 @ A3



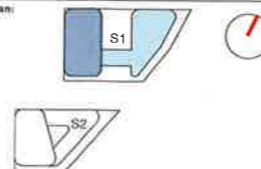
2 UNIT 10002_VISITABLE
1:200 @ A3


Planning & Environment
 Issued under Environmental Planning and Assessment Act 1979
 Approved Application No. SSD 9403
 granted on the 14/8/19
 Signed [Signature]
 Sheet No. 55 of 75

LEGEND:
L LINEN STORAGE

Rv	Amendment	By	Ck	Date
B	Revised UA Submission			19.03.2019
A	Issued for DA Submission			12.10.2016

Key Plan



Drawing Disclaimer:
Do not scale from drawings
Verify all dimensions on site before commencing work
Copying or reproduction of this drawing is strictly prohibited without the consent of PTW Architects

Client:
AUSTINO PROPERTY GROUP



Architect:
PTW Architects
Level 11, 88 Phillip Street
Sydney NSW 2000 Australia
T +61 2 9232 5877
ptw.com.au

Peddie Thorp & Walker P/L
ABN 23 000 454 626
Trading as PTW Architects

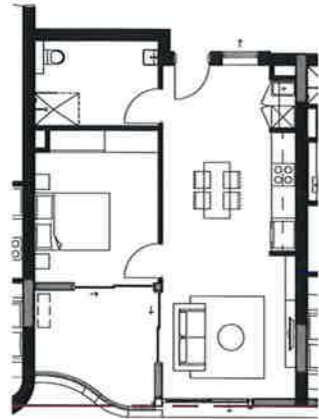
NSW Nominated Architects
S Parsons Architect No 6888
D Jones Architect No 4778



Project: PA015288
1&2 MURRAY ROSE
1 MURRAY ROSE AVENUE
SYDNEY OLYMPIC PARK, NSW
Status:
DEVELOPMENT APPLICATION

Title:
50-ADDITIONAL DETAIL
VISITABLE UNITS-S1

Drawing Number: DA-50-1200
Revision: B



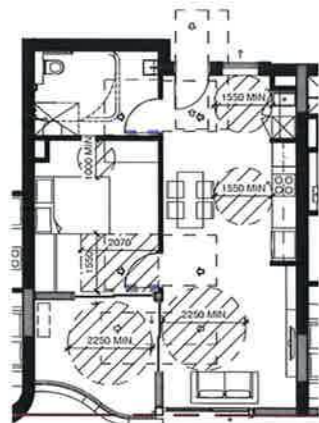
1 UNIT 20210,20311,20411,20511_PRE-ADAPTABLE
1:200 @ A3



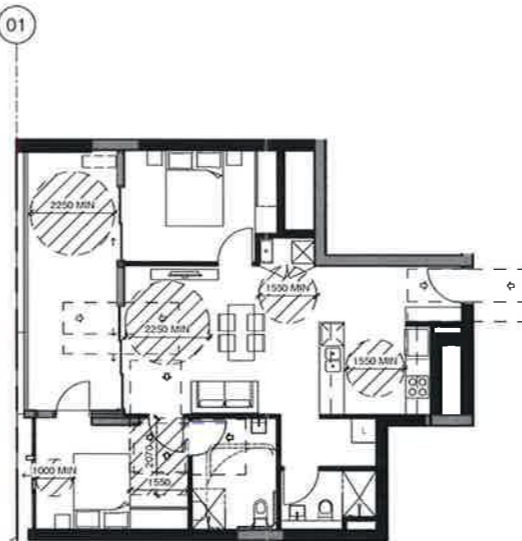
2 UNIT 20110,20313,20413,20413_PRE-ADAPTABLE/
UNIT 20212,20610,20710,20805_SILVER LIVABLE
1:200 @ A3



3 UNIT 20608,20708,20803_PRE-ADAPTABLE
1:200 @ A3



4 UNIT 20210,20311,20411,20511_POST-ADAPTABLE
1:200 @ A3



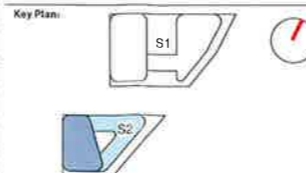
5 UNIT 20110,20313,20413,20413_POST-ADAPTABLE
1:200 @ A3

Planning & Environment
Issue under the Environmental Planning and Assessment Act 1979
Applied Application No. 350 9703
granted on the 14/8/19
Signed *[Signature]*
Sheet No. 56 of 75

6 UNIT 20608,20708,20803_POST-ADAPTABLE
1:200 @ A3

LEGEND:
L LINEN STORAGE

Rv	Amendment	By	Ck	Date
A	Issued for DA Submission			12/10/2018



Drawing Disclaimer:
Do not scale from drawings.
Verify all dimensions on site before commencing work.
Copying or reproduction of this drawing is strictly prohibited without the consent of PTW Architects.

Client
AUSTINO PROPERTY GROUP

Architect
PTW Architects
Level 11, 88 Phillip Street
Sydney NSW 2000 Australia
T +61 2 9232 5877
ptw.com.au

Pedra Energy & Walker P/L
ABN 23 000 454 626
Trading as PTW Architects

NSW Registered Architects
S Parsons Architect No 6098
© 2019 PTW Architects Pty Ltd

PTW

Project PA015298
1&2 MURRAY ROSE
2 MURRAY ROSE AVENUE
SYDNEY OLYMPIC PARK, NSW
Status
DEVELOPMENT APPLICATION

Title
50-ADDITIONAL DETAIL
ADAPTABLE UNITS-S2

Drawing Number
DA-50-2000
Revision
A



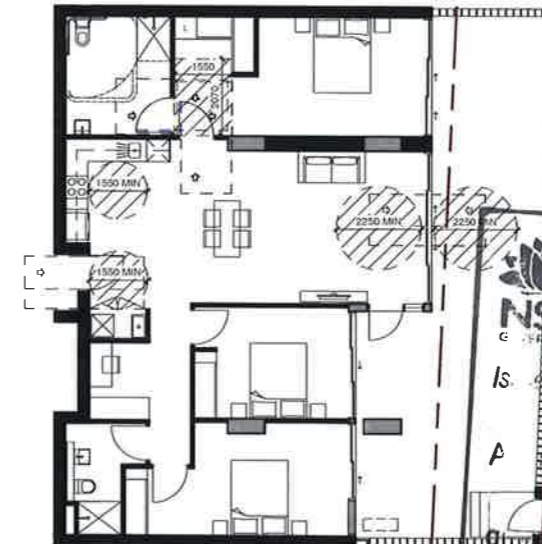
1 UNIT 2B102_PRE-ADAPTABLE
1:200 @ A3



2 UNIT 2B103_PRE-ADAPTABLE
1:200 @ A3



3 UNIT 2B102_POST-ADAPTABLE
1:200 @ A3



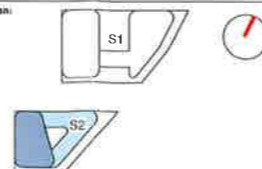
4 UNIT 2B103_POST-ADAPTABLE
1:200 @ A3

Planning & Environment
 Issued under the Environmental Planning and Assessment Act 1979
 Approved Application No. SSD 9403
 Granted on the 14/8/19
 Signed [Signature]
 Sheet No. 57 of 75

LEGEND:
L LINEN STORAGE

Rv	Amendment	By	Ck	Date
A	Issued for DA Submission			12/10/2018

Key Plan:



Drawing Disclaimer:
Do not scale from drawings.
Verify all dimensions on site before commencing work.
Copying or reproduction of this drawing is strictly prohibited
without the consent of PTW Architects

Client:
AUSTINO PROPERTY GROUP



Architect:
PTW Architects
Level 11, 88 Phillip Street
Sydney NSW 2000 Australia
T +61 2 9232 5877
ptw.com.au

Paula Sharp & Walker P/L
ABN 23 009 455 624
Trading as PTW Architects

NSW Registered Architect:
S Parsons Architect No 5896
D Jones Architect No 4778

PTW

Project PA015288
1&2 MURRAY ROSE
2 MURRAY ROSE AVENUE
SYDNEY OLYMPIC PARK, NSW
Status
DEVELOPMENT APPLICATION

Title:
50-ADDITIONAL DETAIL
ADAPTABLE UNITS-S2

Drawing Number
DA-50-2001
Revision
A



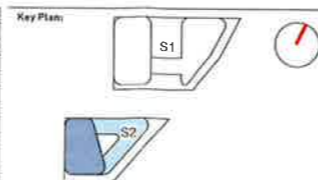
1 UNIT 2B101_VISITABLE
1:200 @ A3



2 UNIT 20101_VISITABLE
1:200 @ A3

LEGEND:
L LINEN STORAGE

Rv	Amendment	By	Ck	Date
A	Issued for DA Submission			12.10.2018



Drawing Disclaimer:
Do not scale from drawings.
Verify all dimensions on site before commencing work.
Copying or reproduction of this drawing is strictly prohibited without the consent of PTW Architects.

Client:
AUSTINO PROPERTY GROUP



Architect:
PTW Architects
Level 11, 88 Phillip Street
Sydney NSW 2000 Australia
T +61 2 9232 5877
ptw.com.au

Peddie Thorp & Walker P/L
ABN 22 000 454 026
Trading as PTW Architects

NSW Nominated Architects
5 Parsons Architects No 4098
D Jones Architects No 4778



Project: PA015288
1&2 MURRAY ROSE
2 MURRAY ROSE AVENUE
SYDNEY OLYMPIC PARK, NSW
Status:
DEVELOPMENT APPLICATION

Title:
50-ADDITIONAL DETAIL
VISITABLE UNITS-S2

Drawing Number: DA-50-2200
Revision: A

NSW GOVERNMENT | **Planning & Environment**
Issued under the Environmental Planning and Assessment Act 1979
Approved Application No. SSD 9403
granted on the 14/8/19
Signed [Signature]
Sheet No. 59 of 75

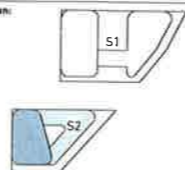
STORAGE SCHEDULE S1						
SITE / LEVEL	APARTMENT NUMBER	APARTMENT TYPE	TOTAL REQUIRED STORAGE	INTERNAL STORAGE	MAX COUNTABLE EXTERNAL STORAGE	TOTAL
S1 LB1	1.01.01	3B	10.00 m ³	6.29 m ³	5.00 m ³	11.29 m ³
S1 LB1	1.01.02	3B	10.00 m ³	9.92 m ³	5.00 m ³	14.92 m ³
S1 LB1	1.01.03	3B	10.00 m ³	8.70 m ³	5.00 m ³	13.70 m ³
S1 LB1	1.01.04	3B	10.00 m ³	6.22 m ³	4.00 m ³	10.22 m ³
S1 LB1	1.01.05	3B	10.00 m ³	5.25 m ³	4.00 m ³	9.25 m ³
S1 LB1	1.01.06	3B+S	10.00 m ³	5.91 m ³	5.00 m ³	10.91 m ³
S1 LB1	1.01.07	3B	10.00 m ³	4.78 m ³	4.00 m ³	8.78 m ³
S1 LB1	1.01.08	3B	10.00 m ³	4.78 m ³	4.00 m ³	8.78 m ³
S1 LB1	1.01.09	3B	10.00 m ³	3.53 m ³	3.00 m ³	6.53 m ³
S1 LB1	1.01.10	3B	10.00 m ³	4.37 m ³	4.00 m ³	8.37 m ³
S1 LB1	1.01.11	3B+S	10.00 m ³	4.21 m ³	4.00 m ³	8.21 m ³
S1 LB1	1.01.12	3B	10.00 m ³	12.24 m ³	4.00 m ³	16.24 m ³
S1 LB1	1.01.13	3B+S	10.00 m ³	11.83 m ³	4.00 m ³	15.83 m ³
S1 LB1	1.01.14	3B	10.00 m ³	9.07 m ³	4.00 m ³	13.07 m ³
S1 LB1	1.01.15	3B	10.00 m ³	3.00 m ³	3.00 m ³	6.00 m ³
S1 LB1	1.01.16	3B	10.00 m ³	4.88 m ³	3.00 m ³	7.88 m ³
S1 LB1	1.01.17	3B	10.00 m ³	3.40 m ³	3.00 m ³	6.40 m ³
S1 LB1	1.01.18	3B	10.00 m ³	3.40 m ³	3.00 m ³	6.40 m ³
S1 LB1	1.01.19	3B+S	10.00 m ³	5.91 m ³	5.00 m ³	10.91 m ³
S1 LB1	1.01.20	3B	10.00 m ³	4.78 m ³	4.00 m ³	8.78 m ³
S1 LB1	1.01.21	3B	10.00 m ³	4.78 m ³	4.00 m ³	8.78 m ³
S1 LB1	1.01.22	3B	10.00 m ³	3.53 m ³	3.00 m ³	6.53 m ³
S1 LB1	1.01.23	3B	10.00 m ³	3.53 m ³	3.00 m ³	6.53 m ³
S1 LB1	1.01.24	3B	10.00 m ³	4.37 m ³	4.00 m ³	8.37 m ³
S1 LB1	1.01.25	3B+S	10.00 m ³	4.21 m ³	4.00 m ³	8.21 m ³
S1 LB1	1.01.26	3B	10.00 m ³	4.94 m ³	4.00 m ³	8.94 m ³
S1 LB1	1.01.27	3B+S	10.00 m ³	9.92 m ³	4.00 m ³	13.92 m ³
S1 LB1	1.01.28	3B	10.00 m ³	4.78 m ³	4.00 m ³	8.78 m ³
S1 LB1	1.01.29	3B	10.00 m ³	4.78 m ³	4.00 m ³	8.78 m ³
S1 LB1	1.01.30	3B	10.00 m ³	3.53 m ³	3.00 m ³	6.53 m ³
S1 LB1	1.01.31	3B	10.00 m ³	4.37 m ³	4.00 m ³	8.37 m ³
S1 LB1	1.01.32	3B+S	10.00 m ³	4.21 m ³	4.00 m ³	8.21 m ³
S1 LB1	1.01.33	3B	10.00 m ³	4.12 m ³	4.00 m ³	8.12 m ³
S1 LB1	1.01.34	3B+S	10.00 m ³	4.94 m ³	4.00 m ³	8.94 m ³
S1 LB1	1.02.01	3B+S	10.00 m ³	9.92 m ³	4.00 m ³	13.92 m ³
S1 LB1	1.02.02	3B	10.00 m ³	9.92 m ³	4.00 m ³	13.92 m ³
S1 LB1	1.02.03	3B	10.00 m ³	5.97 m ³	3.00 m ³	8.97 m ³
S1 LB1	1.02.04	3B	10.00 m ³	3.01 m ³	3.00 m ³	6.01 m ³
S1 LB1	1.02.05	3B	10.00 m ³	5.24 m ³	3.00 m ³	8.24 m ³
S1 LB1	1.02.06	3B	10.00 m ³	4.06 m ³	4.00 m ³	8.06 m ³
S1 LB1	1.02.07	3B	10.00 m ³	4.02 m ³	4.00 m ³	8.02 m ³
S1 LB1	1.02.08	3B	10.00 m ³	7.29 m ³	4.00 m ³	11.29 m ³
S1 LB1	1.02.09	3B	10.00 m ³	3.40 m ³	3.00 m ³	6.40 m ³
S1 LB1	1.02.10	3B	10.00 m ³	3.40 m ³	3.00 m ³	6.40 m ³
S1 LB1	1.02.11	3B	10.00 m ³	7.84 m ³	5.00 m ³	12.84 m ³
S1 LB1	1.02.12	3B+S	10.00 m ³	4.94 m ³	4.00 m ³	8.94 m ³
S1 LB1	1.02.13	3B+S	10.00 m ³	5.91 m ³	5.00 m ³	10.91 m ³
S1 LB1	1.02.14	3B	10.00 m ³	4.78 m ³	4.00 m ³	8.78 m ³
S1 LB1	1.02.15	3B	10.00 m ³	4.78 m ³	4.00 m ³	8.78 m ³
S1 LB1	1.02.16	3B	10.00 m ³	3.53 m ³	3.00 m ³	6.53 m ³
S1 LB1	1.02.17	3B	10.00 m ³	4.02 m ³	4.00 m ³	8.02 m ³
S1 LB1	1.02.18	3B	10.00 m ³	5.15 m ³	5.00 m ³	10.15 m ³
S1 LB1	1.02.19	3B+S	10.00 m ³	4.37 m ³	4.00 m ³	8.37 m ³
S1 LB1	1.02.20	3B	10.00 m ³	4.12 m ³	4.00 m ³	8.12 m ³
S1 LB1	1.03.01	3B+S	10.00 m ³	7.83 m ³	4.00 m ³	11.83 m ³
S1 LB1	1.03.02	3B	10.00 m ³	9.07 m ³	4.00 m ³	13.07 m ³
S1 LB1	1.03.03	3B	10.00 m ³	5.89 m ³	3.00 m ³	8.89 m ³
S1 LB1	1.03.04	3B	10.00 m ³	5.07 m ³	3.00 m ³	8.07 m ³
S1 LB1	1.03.05	3B	10.00 m ³	5.24 m ³	3.00 m ³	8.24 m ³
S1 LB1	1.03.06	3B	10.00 m ³	4.06 m ³	4.00 m ³	8.06 m ³
S1 LB1	1.03.07	3B	10.00 m ³	4.02 m ³	4.00 m ³	8.02 m ³
S1 LB1	1.03.08	3B	10.00 m ³	7.29 m ³	4.00 m ³	11.29 m ³
S1 LB1	1.03.09	3B	10.00 m ³	3.40 m ³	3.00 m ³	6.40 m ³
S1 LB1	1.03.10	3B	10.00 m ³	3.40 m ³	3.00 m ³	6.40 m ³
S1 LB1	1.03.11	3B	10.00 m ³	7.84 m ³	5.00 m ³	12.84 m ³
S1 LB1	1.03.12	3B+S	10.00 m ³	4.94 m ³	4.00 m ³	8.94 m ³
S1 LB1	1.03.13	3B+S	10.00 m ³	5.91 m ³	5.00 m ³	10.91 m ³
S1 LB1	1.03.14	3B	10.00 m ³	4.78 m ³	4.00 m ³	8.78 m ³
S1 LB1	1.03.15	3B	10.00 m ³	4.78 m ³	4.00 m ³	8.78 m ³
S1 LB1	1.03.16	3B	10.00 m ³	3.53 m ³	3.00 m ³	6.53 m ³
S1 LB1	1.03.17	3B	10.00 m ³	4.02 m ³	4.00 m ³	8.02 m ³
S1 LB1	1.03.18	3B	10.00 m ³	5.11 m ³	5.00 m ³	10.11 m ³
S1 LB1	1.03.19	3B+S	10.00 m ³	4.37 m ³	4.00 m ³	8.37 m ³
S1 LB1	1.03.20	3B	10.00 m ³	4.12 m ³	4.00 m ³	8.12 m ³
S1 LB1	1.04.01	3B+S	10.00 m ³	7.83 m ³	4.00 m ³	11.83 m ³
S1 LB1	1.04.02	3B+S	10.00 m ³	9.07 m ³	4.00 m ³	13.07 m ³
S1 LB1	1.04.03	3B	10.00 m ³	5.89 m ³	3.00 m ³	8.89 m ³
S1 LB1	1.04.04	3B	10.00 m ³	5.07 m ³	3.00 m ³	8.07 m ³
S1 LB1	1.04.05	3B	10.00 m ³	5.24 m ³	3.00 m ³	8.24 m ³
S1 LB1	1.04.06	3B	10.00 m ³	4.06 m ³	4.00 m ³	8.06 m ³
S1 LB1	1.04.07	3B	10.00 m ³	4.02 m ³	4.00 m ³	8.02 m ³
S1 LB1	1.04.08	3B	10.00 m ³	7.29 m ³	4.00 m ³	11.29 m ³
S1 LB1	1.04.09	3B	10.00 m ³	3.40 m ³	3.00 m ³	6.40 m ³
S1 LB1	1.04.10	3B	10.00 m ³	3.40 m ³	3.00 m ³	6.40 m ³
S1 LB1	1.04.11	3B	10.00 m ³	7.84 m ³	5.00 m ³	12.84 m ³
S1 LB1	1.04.12	3B+S	10.00 m ³	4.94 m ³	4.00 m ³	8.94 m ³
S1 LB1	1.04.13	3B+S	10.00 m ³	5.91 m ³	5.00 m ³	10.91 m ³
S1 LB1	1.04.14	3B	10.00 m ³	4.78 m ³	4.00 m ³	8.78 m ³
S1 LB1	1.04.15	3B	10.00 m ³	4.78 m ³	4.00 m ³	8.78 m ³
S1 LB1	1.04.16	3B	10.00 m ³	3.53 m ³	3.00 m ³	6.53 m ³
S1 LB1	1.04.17	3B	10.00 m ³	4.02 m ³	4.00 m ³	8.02 m ³
S1 LB1	1.04.18	3B	10.00 m ³	5.11 m ³	5.00 m ³	10.11 m ³

STORAGE SCHEDULE S1						
SITE / LEVEL	APARTMENT NUMBER	APARTMENT TYPE	TOTAL REQUIRED STORAGE	INTERNAL STORAGE	MAX COUNTABLE EXTERNAL STORAGE	TOTAL
S1 LB4	1.04.19	3B+S	8.00 m ³	4.37 m ³	4.00 m ³	8.37 m ³
S1 LB4	1.04.20	3B	8.00 m ³	4.12 m ³	4.00 m ³	8.12 m ³
S1 LB4	1.05.01	3B+S	8.00 m ³	7.83 m ³	4.00 m ³	11.83 m ³
S1 LB4	1.05.02	3B+S	8.00 m ³	9.07 m ³	4.00 m ³	13.07 m ³
S1 LB4	1.05.03	3B	8.00 m ³	5.89 m ³	3.00 m ³	8.89 m ³
S1 LB4	1.05.04	3B	8.00 m ³	5.07 m ³	3.00 m ³	8.07 m ³
S1 LB4	1.05.05	3B	8.00 m ³	5.24 m ³	3.00 m ³	8.24 m ³
S1 LB4	1.05.06	3B	8.00 m ³	4.06 m ³	4.00 m ³	8.06 m ³
S1 LB4	1.05.07	3B	8.00 m ³	4.02 m ³	4.00 m ³	8.02 m ³
S1 LB4	1.05.08	3B	8.00 m ³	7.29 m ³	4.00 m ³	11.29 m ³
S1 LB4	1.05.09	3B	8.00 m ³	3.40 m ³	3.00 m ³	6.40 m ³
S1 LB4	1.05.10	3B	8.00 m ³	3.40 m ³	3.00 m ³	6.40 m ³
S1 LB4	1.05.11	3B	8.00 m ³	7.84 m ³	5.00 m ³	12.84 m ³
S1 LB4	1.05.12	3B+S	8.00 m ³	4.94 m ³	4.00 m ³	8.94 m ³
S1 LB4	1.05.13	3B+S	8.00 m ³	5.91 m ³	5.00 m ³	10.91 m ³
S1 LB4	1.05.14	3B	8.00 m ³	4.78 m ³	4.00 m ³	8.78 m ³
S1 LB4	1.05.15	3B	8.00 m ³	4.78 m ³	4.00 m ³	8.78 m ³
S1 LB4	1.05.16	3B	8.00 m ³	3.53 m ³	3.00 m ³	6.53 m ³
S1 LB4	1.05.17	3B	8.00 m ³	4.02 m ³	4.00 m ³	8.02 m ³
S1 LB4	1.05.18	3B	8.00 m ³	5.11 m ³	5.00 m ³	10.11 m ³
S1 LB4	1.05.19	3B+S	8.00 m ³	4.37 m ³	4.00 m ³	8.37 m ³
S1 LB4	1.05.20	3B	8.00 m ³	4.12 m ³	4.00 m ³	8.12 m ³
S1 LB4	1.06.01	3B+S	8.00 m ³	7.83 m ³	4.00 m ³	11.83 m ³
S1 LB4	1.06.02	3B	8.00 m ³	9.07 m ³	4.00 m ³	13.07 m ³
S1 LB4	1.06.03	3B	8.00 m ³	5.89 m ³	3.00 m ³	8.89 m ³
S1 LB4	1.06.04	3B	8.00 m ³	5.07 m ³	3.00 m ³	8.07 m ³
S1 LB4	1.06.05	3B	8.00 m ³	5.24 m ³	3.00 m ³	8.24 m ³
S1 LB4	1.06.06	3B	8.00 m ³	4.06 m ³	4.00 m ³	8.06 m ³
S1 LB4	1.06.07	3B	8.00 m ³	4.02 m ³	4.00 m ³	8.02 m ³
S1 LB4	1.06.08	3B	8.00 m ³	7.29 m ³	4.00 m ³	11.29 m ³
S1 LB4	1.06.09	3B	8.00 m ³	3.40 m ³	3.00 m ³	6.40 m ³
S1 LB4	1.06.10	3B	8.00 m ³	3.40 m ³	3.00 m ³	6.40 m ³
S1 LB4	1.06.11	3B+S	8.0			

STORAGE SCHEDULE_S2						
SITE / LEVEL	APARTMENT NUMBER	APARTMENT TYPE	TOTAL REQUIRED STORAGE	INTERNAL STORAGE	MAX COUNTABLE EXTERNAL STORAGE	TOTAL STORAGE
S2_L01	2.01.01	3B	10.00 m³	5.70 m³	5.00 m³	10.70 m³
S2_L01	2.01.02	3B	10.00 m³	5.16 m³	5.00 m³	10.16 m³
S2_L01	2.01.03	3B	10.00 m³	5.02 m³	5.00 m³	10.02 m³
S2_L00	2.00.01	3B	10.00 m³	5.06 m³	5.00 m³	10.06 m³
S2_L00	2.00.02	1B	6.00 m³	4.96 m³	3.00 m³	7.96 m³
S2_L00	2.00.03	1B	6.00 m³	3.31 m³	3.00 m³	6.31 m³
S2_L00	2.00.04	1B	6.00 m³	3.04 m³	3.00 m³	6.04 m³
S2_L00	2.00.05	1B	6.00 m³	3.31 m³	3.00 m³	6.31 m³
S2_L00	2.00.06	2B+S	8.00 m³	4.00 m³	4.00 m³	8.00 m³
S2_L01	2.01.01	1B	6.00 m³	5.13 m³	5.00 m³	6.13 m³
S2_L01	2.01.02	2B	8.00 m³	4.16 m³	4.00 m³	8.16 m³
S2_L01	2.01.03	2B	8.00 m³	4.31 m³	4.00 m³	8.31 m³
S2_L01	2.01.04	2B	10.00 m³	5.16 m³	5.00 m³	10.16 m³
S2_L01	2.01.05	1B	6.00 m³	6.56 m³	3.00 m³	9.56 m³
S2_L01	2.01.06	2B+S	8.00 m³	4.10 m³	4.00 m³	8.10 m³
S2_L01	2.01.07	2B+S	8.00 m³	4.27 m³	4.00 m³	8.27 m³
S2_L01	2.01.08	2B+S	8.00 m³	4.59 m³	4.00 m³	8.59 m³
S2_L01	2.01.09	2B+S	8.00 m³	4.40 m³	4.00 m³	8.40 m³
S2_L01	2.01.10	2B	8.00 m³	4.76 m³	4.00 m³	8.76 m³
S2_L02	2.02.01	2B	8.00 m³	4.96 m³	4.00 m³	8.96 m³
S2_L02	2.02.02	1B	6.00 m³	3.04 m³	3.00 m³	6.04 m³
S2_L02	2.02.03	1B	6.00 m³	3.33 m³	3.00 m³	6.33 m³
S2_L02	2.02.04	2B	8.00 m³	4.31 m³	4.00 m³	8.31 m³
S2_L02	2.02.05	3B	10.00 m³	5.16 m³	5.00 m³	10.16 m³
S2_L02	2.02.06	1B	6.00 m³	6.56 m³	3.00 m³	9.56 m³
S2_L02	2.02.07	2B+S	8.00 m³	4.10 m³	4.00 m³	8.10 m³
S2_L02	2.02.08	2B+S	8.00 m³	4.27 m³	4.00 m³	8.27 m³
S2_L02	2.02.09	2B+S	8.00 m³	4.25 m³	4.00 m³	8.25 m³
S2_L02	2.02.10	1B	6.00 m³	3.01 m³	3.00 m³	6.01 m³
S2_L02	2.02.11	2B+S	8.00 m³	4.40 m³	4.00 m³	8.40 m³
S2_L02	2.02.12	2B	8.00 m³	4.92 m³	4.00 m³	8.92 m³
S2_L02	2.02.13	1B	6.00 m³	3.12 m³	3.00 m³	6.12 m³
S2_L03	2.03.01	2B	8.00 m³	4.21 m³	4.00 m³	8.21 m³
S2_L03	2.03.02	2B+S	8.00 m³	4.49 m³	4.00 m³	8.49 m³
S2_L03	2.03.03	1B	6.00 m³	3.04 m³	3.00 m³	6.04 m³
S2_L03	2.03.04	1B	6.00 m³	3.33 m³	3.00 m³	6.33 m³
S2_L03	2.03.05	2B	8.00 m³	4.31 m³	4.00 m³	8.31 m³
S2_L03	2.03.06	3B	10.00 m³	5.16 m³	5.00 m³	10.16 m³
S2_L03	2.03.07	1B	6.00 m³	6.56 m³	3.00 m³	9.56 m³
S2_L03	2.03.08	2B+S	8.00 m³	4.10 m³	4.00 m³	8.10 m³
S2_L03	2.03.09	2B+S	8.00 m³	4.27 m³	4.00 m³	8.27 m³
S2_L03	2.03.10	2B+S	8.00 m³	4.25 m³	4.00 m³	8.25 m³
S2_L03	2.03.11	1B	6.00 m³	3.01 m³	3.00 m³	6.01 m³
S2_L03	2.03.12	2B+S	8.00 m³	4.40 m³	4.00 m³	8.40 m³
S2_L03	2.03.13	2B	8.00 m³	4.92 m³	4.00 m³	8.92 m³
S2_L03	2.03.14	1B	6.00 m³	3.12 m³	3.00 m³	6.12 m³
S2_L04	2.04.01	2B	8.00 m³	4.21 m³	4.00 m³	8.21 m³
S2_L04	2.04.02	2B+S	8.00 m³	4.49 m³	4.00 m³	8.49 m³
S2_L04	2.04.03	1B	6.00 m³	3.04 m³	3.00 m³	6.04 m³
S2_L04	2.04.04	1B	6.00 m³	3.33 m³	3.00 m³	6.33 m³
S2_L04	2.04.05	2B	8.00 m³	4.31 m³	4.00 m³	8.31 m³
S2_L04	2.04.06	3B	10.00 m³	5.16 m³	5.00 m³	10.16 m³
S2_L04	2.04.07	1B	6.00 m³	6.56 m³	3.00 m³	9.56 m³
S2_L04	2.04.08	2B+S	8.00 m³	4.10 m³	4.00 m³	8.10 m³
S2_L04	2.04.09	2B+S	8.00 m³	4.27 m³	4.00 m³	8.27 m³
S2_L04	2.04.10	2B+S	8.00 m³	4.25 m³	4.00 m³	8.25 m³
S2_L04	2.04.11	1B	6.00 m³	3.01 m³	3.00 m³	6.01 m³
S2_L04	2.04.12	2B+S	8.00 m³	4.40 m³	4.00 m³	8.40 m³
S2_L04	2.04.13	2B	8.00 m³	4.92 m³	4.00 m³	8.92 m³
S2_L04	2.04.14	1B	6.00 m³	3.12 m³	3.00 m³	6.12 m³
S2_L05	2.05.01	2B	8.00 m³	4.21 m³	4.00 m³	8.21 m³
S2_L05	2.05.02	2B+S	8.00 m³	4.49 m³	4.00 m³	8.49 m³
S2_L05	2.05.03	1B	6.00 m³	3.04 m³	3.00 m³	6.04 m³

STORAGE SCHEDULE_S2						
SITE / LEVEL	APARTMENT NUMBER	APARTMENT TYPE	TOTAL REQUIRED STORAGE	INTERNAL STORAGE	MAX COUNTABLE EXTERNAL STORAGE	TOTAL STORAGE
S2_L05	2.05.04	1B	6.00 m³	3.33 m³	3.00 m³	6.33 m³
S2_L05	2.05.05	2B	8.00 m³	4.31 m³	4.00 m³	8.31 m³
S2_L05	2.05.06	3B	10.00 m³	5.16 m³	5.00 m³	10.16 m³
S2_L05	2.05.07	1B	6.00 m³	6.56 m³	3.00 m³	9.56 m³
S2_L05	2.05.08	2B+S	8.00 m³	4.10 m³	4.00 m³	8.10 m³
S2_L05	2.05.09	2B+S	8.00 m³	4.27 m³	4.00 m³	8.27 m³
S2_L05	2.05.10	2B+S	8.00 m³	4.25 m³	4.00 m³	8.25 m³
S2_L05	2.05.11	1B	6.00 m³	3.01 m³	3.00 m³	6.01 m³
S2_L05	2.05.12	2B+S	8.00 m³	4.40 m³	4.00 m³	8.40 m³
S2_L05	2.05.13	2B	8.00 m³	4.92 m³	4.00 m³	8.92 m³
S2_L05	2.05.14	1B	6.00 m³	3.12 m³	3.00 m³	6.12 m³
S2_L05	2.05.15	2B	8.00 m³	4.21 m³	4.00 m³	8.21 m³
S2_L06	2.06.01	1B	6.00 m³	3.35 m³	3.00 m³	6.35 m³
S2_L06	2.06.02	2B	8.00 m³	4.00 m³	4.00 m³	8.00 m³
S2_L06	2.06.03	2B	8.00 m³	4.00 m³	4.00 m³	8.00 m³
S2_L06	2.06.04	2B+S	8.00 m³	4.37 m³	4.00 m³	8.37 m³
S2_L06	2.06.05	3B	10.00 m³	5.43 m³	5.00 m³	10.43 m³
S2_L06	2.06.06	2B+S	8.00 m³	4.43 m³	4.00 m³	8.43 m³
S2_L06	2.06.07	3B	10.00 m³	7.92 m³	5.00 m³	12.92 m³
S2_L06	2.06.08	2B+S	8.00 m³	4.21 m³	4.00 m³	8.21 m³
S2_L06	2.06.09	2B+S	8.00 m³	4.40 m³	4.00 m³	8.40 m³
S2_L06	2.06.10	2B	8.00 m³	4.92 m³	4.00 m³	8.92 m³
S2_L06	2.06.11	1B	6.00 m³	3.12 m³	3.00 m³	6.12 m³
S2_L07	2.07.01	2B	8.00 m³	4.21 m³	4.00 m³	8.21 m³
S2_L07	2.07.02	1B	6.00 m³	3.35 m³	3.00 m³	6.35 m³
S2_L07	2.07.03	2B	8.00 m³	4.12 m³	4.00 m³	8.12 m³
S2_L07	2.07.04	2B+S	8.00 m³	4.37 m³	4.00 m³	8.37 m³
S2_L07	2.07.05	3B	10.00 m³	5.43 m³	5.00 m³	10.43 m³
S2_L07	2.07.06	2B	8.00 m³	4.20 m³	4.00 m³	8.20 m³
S2_L07	2.07.07	2B+S	8.00 m³	4.27 m³	4.00 m³	8.27 m³
S2_L07	2.07.08	2B+S	8.00 m³	4.21 m³	4.00 m³	8.21 m³
S2_L07	2.07.09	2B+S	8.00 m³	4.40 m³	4.00 m³	8.40 m³
S2_L07	2.07.10	2B	8.00 m³	4.92 m³	4.00 m³	8.92 m³
S2_L07	2.07.11	1B	6.00 m³	3.12 m³	3.00 m³	6.12 m³
S2_L08	2.08.01	2B	8.00 m³	4.96 m³	4.00 m³	8.96 m³
S2_L08	2.08.02	1B	6.00 m³	3.35 m³	3.00 m³	6.35 m³
S2_L08	2.08.03	2B+S	8.00 m³	4.21 m³	4.00 m³	8.21 m³
S2_L08	2.08.04	2B+S	8.00 m³	4.40 m³	4.00 m³	8.40 m³
S2_L08	2.08.05	2B	8.00 m³	4.92 m³	4.00 m³	8.92 m³
S2_L08	2.08.06	1B	6.00 m³	3.12 m³	3.00 m³	6.12 m³
S2_L09	2.09.01	2B+S	8.00 m³	4.56 m³	4.00 m³	8.56 m³
S2_L09	2.09.02	2B+S	8.00 m³	4.00 m³	4.00 m³	8.00 m³
S2_L09	2.09.03	2B	8.00 m³	5.08 m³	4.00 m³	9.08 m³
S2_L09	2.09.04	2B	8.00 m³	4.38 m³	4.00 m³	8.38 m³
S2_L09	2.09.05	2B	8.00 m³	4.05 m³	4.00 m³	8.05 m³
S2_L09	2.09.06	3B	10.00 m³	5.15 m³	5.00 m³	10.15 m³
S2_L09	2.09.07	2B	8.00 m³	6.14 m³	4.00 m³	10.14 m³
S2_L10	2.10.01	2B+S	8.00 m³	4.95 m³	4.00 m³	8.95 m³
S2_L10	2.10.02	2B+S	8.00 m³	4.03 m³	4.00 m³	8.03 m³
S2_L10	2.10.03	2B	8.00 m³	5.08 m³	4.00 m³	9.08 m³
S2_L10	2.10.04	3B+S	10.00 m³	5.25 m³	5.00 m³	10.25 m³
S2_L10	2.10.05	3B+S	10.00 m³	5.37 m³	5.00 m³	10.37 m³
S2_L10	2.10.06	2B	8.00 m³	6.14 m³	4.00 m³	10.14 m³
S2_L11	2.11.01	2B+S	8.00 m³	4.95 m³	4.00 m³	8.95 m³
S2_L11	2.11.02	2B+S	8.00 m³	4.03 m³	4.00 m³	8.03 m³
S2_L11	2.11.03	2B	8.00 m³	5.08 m³	4.00 m³	9.08 m³
S2_L11	2.11.04	3B	10.00 m³	5.32 m³	5.00 m³	10.32 m³
S2_L11	2.11.05	2B	8.00 m³	6.14 m³	4.00 m³	10.14 m³
S2_L12	2.12.01	3B+S	10.00 m³	5.12 m³	5.00 m³	10.12 m³
S2_L12	2.12.02	3B	10.00 m³	5.25 m³	5.00 m³	10.25 m³
S2_L12	2.12.03	3B	10.00 m³	6.11 m³	5.00 m³	11.11 m³
S2_L13	2.13.01	3B+S	10.00 m³	5.00 m³	5.00 m³	10.00 m³
S2_L13	2.13.02	1B	6.00 m³	4.97 m³	3.00 m³	7.97 m³
S2_L14	2.14.01	4B	10.00 m³	5.27 m³	5.00 m³	10.27 m³

Rv	Amendment	By	Ck	Date	Key Plan
A	Revised DA Submission			XX.02.2019	



Drawing Disclaimer:
Do not scale from drawings.
Verify all dimensions on site before commencing work.
Copying or reproduction of this drawing is strictly prohibited without the consent of PTW Architects.

Client:
AUSTINO PROPERTY GROUP



Architect:
PTW Architects
Level 11, 88 Phillip Street
Sydney NSW 2000 Australia
T +61 2 9232 5877
ptw.com.au

Architect:
Peddle Thorp & Walker PA
ABN 23 004 454 424
Trading as PTW Architects

NSW Registered Architects:
S. Perkins Architect No.024
D. Jones Architect No.473



Project: PA015298
1&2 MURRAY ROSE
2 MURRAY ROSE AVENUE
SYDNEY OLYMPIC PARK, NSW
Status:
DEVELOPMENT APPLICATION

Title:
70-STORAGE SCHEDULES AND PLANS
STORAGE SCHEDULE_S2

Drawing Number: DA-70-0100
Revision: A

NSW GOVERNMENT | **Planning & Environment**
Issued under the Environmental Planning and Assessment Act 1979
Approved Application No. SSD 9903
granted on the 14/8/19
Signed Eliuk
Sheet No. 61 of 75



LEVEL B1



LEVEL 00



LEVEL 01



NSW Planning & Environment
 Issued under the Environmental Planning and Assessment Act 1979
 Approved Application No. SSD 9403
 granted on the 14/8/19
 LEVEL 02
 Signed *E. Clark*
 Sheet No. 62 of 75



LEVEL 03



LEVEL 04



LEVEL 05



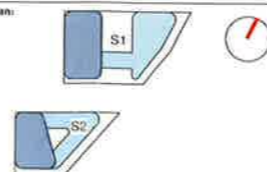
LEVEL 06

AREA_GFA SCHEDULE	
OCCUPANCY	AREA
SITE 1_RESIDENTIAL	16201.7 m ²
SITE 2_RESIDENTIAL	11194.2 m ²
GRAND TOTAL	27395.9 m ²

RESIDENTIAL

Rv	Amendment	By	Ck	Date
C	Revised DA Submission			19.03.2019
B	Revised DA Submission			24.01.2019
A	Issued for DA Submissions			12.10.2018

Key Plan:



Drawing Disclaimer:
 Do not scale from drawings.
 Verify all dimensions on site before commencing work.
 Copying or reproduction of this drawing is strictly prohibited
 without the consent of PTW Architects

Client
 AUSTINO PROPERTY GROUP

Architect
 PTW Architects
 Level 11, 88 Phillip Street
 Sydney NSW 2000 Australia
 T +61 2 9232 5877
 ptw.com.au

Peirce Thorp & Walker P/L
 ABN 23 905 054 524
 trading as PTW Architects

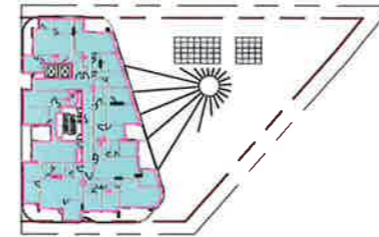
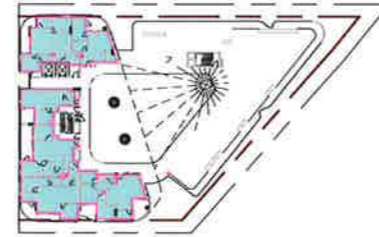
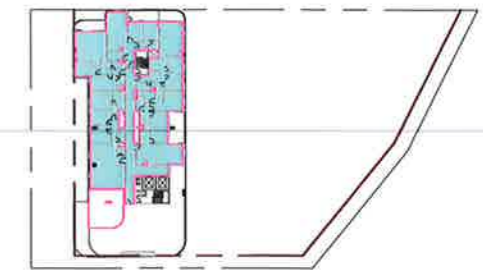
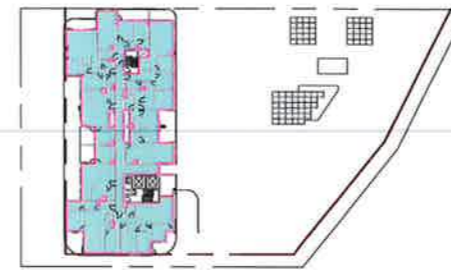
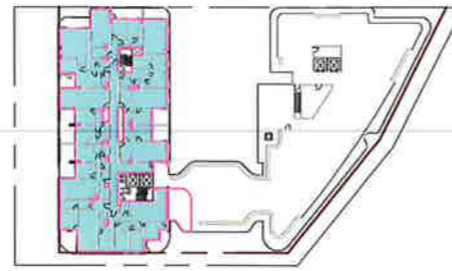
NSW Nominated Architects
 2 Persons Architect No 0076
 2 Persons Architect No 0076

PTW

Project PA015288 01
 1 & 2 MURRAY ROSE
 1-2 MURRAY ROSE AVENUE
 SYDNEY OLYMPIC PARK, NSW
 DEVELOPMENT APPLICATION

Title
 91-AREAS
 GFA DIAGRAMS

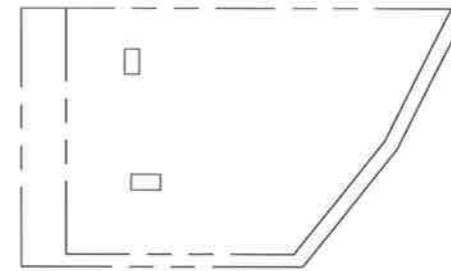
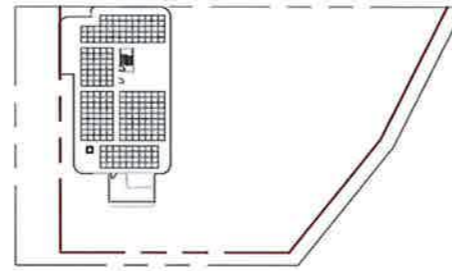
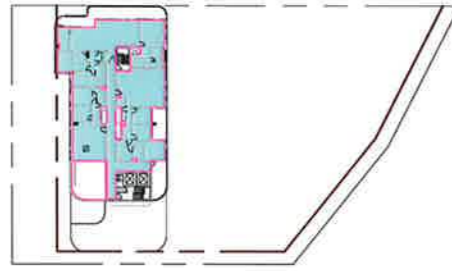
Drawing Number
 DA-91-0000
 Revision
 C



LEVEL 07

LEVEL 08

LEVEL 09



LEVEL 11

LEVEL 12

LEVEL 13

LEVEL 14

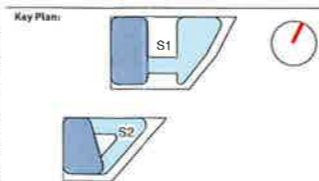
NSW Planning & Environment
 COLONNMENT LEVEL 10
 Issued under the Environmental Planning and Assessment Act 1979

Approved Application No. SSD 9403
 granted on the 14/8/19
 Signed [Signature]
 Sheet No. 63 of 75

AREA_GFA SCHEDULE	
OCCUPANCY	AREA
SITE 1_RESIDENTIAL	16201.7 m ²
SITE 2_RESIDENTIAL	11194.2 m ²
GRAND TOTAL	27395.9 m ²

RESIDENTIAL

Rv	Amendment	By	Ck	Date
C	Revised DA Submission			19.03.2019
B	Revised DA Submission			24.01.2019
A	Issued for DA Submission			12.10.2018



Drawing Disclaimer:
 Do not scale from drawings
 Verify all dimensions on site before commencing work
 Copying or reproduction of this drawing is strictly prohibited
 without the consent of PTW Architects

Client
 AUSTINO PROPERTY GROUP

Architect
 PTW Architects
 Level 11, 88 Phillip Street
 Sydney NSW 2000 Australia
 T +61 2 9232 5877
 ptw.com.au

Architect
 Peddie Thorp & Walker P/L
 ABN 23 029 454 426
 trading as PTW Architects

NSW Registered Architects
 5 Parsons Architect No 6099
 © Jones Architects 186 4776

PTW

Project PA015288-01
 1 & 2 MURRAY ROSE
 1-2 MURRAY ROSE AVENUE
 SYDNEY OLYMPIC PARK, NSW
 Status
 DEVELOPMENT APPLICATION

Title
 91-AREAS
 GFA DIAGRAMS

Drawing Number
 DA-91-0100

Revision
 C

LANDSCAPE DOCUMENTATION

1-2 MURRAY ROSE AVENUE



Issued under the Environmental Planning and Assessment Act 1979

Approved Application No. SSO 9403

granted on the 14/8/19

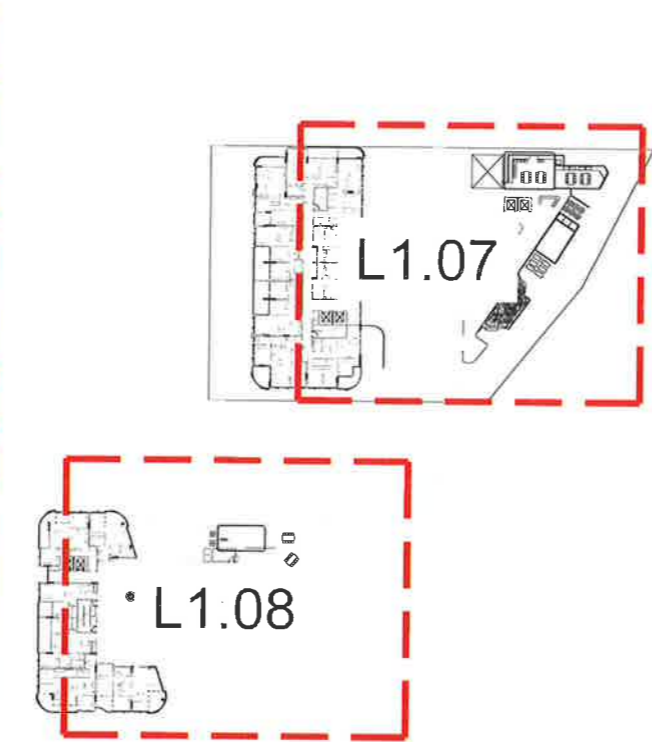
Deep Soil Plan
Signed [Signature]

External Works - ground
Sheet No. 67 of 75

GROUND LEVEL 1:750



ROOF LEVEL 1:750



GENERAL NOTES

- 1.0 These drawings must be read in conjunction with drawing packages from the consultant team including all engineering drawings and architectural drawings.
- 2.0 Do not scale from these drawings - use figured dimensions.
- 3.0 Services
Verify the 'as built' location of all existing services before excavation works are started. Services shown are indicative only.
- 4.0 Surface levels
final surface levels to be verified on site. All adjacent surfaces are to be level and flush unless stated or documented otherwise.
- 5.0 Falls
all pavement, planting & turf areas to be graded evenly. Ponding is unacceptable.
- 6.0 Design for access and mobility
All external works to comply with as 1428 parts 1 & 4. Longitudinal grades no steeper than 1 in 20 and crossfall grades no steeper than 1 in 40.
- 7.0 Planting
Refer planting strategy

DRAWING SCHEDULE

DWG No.	Drawing Title	Quantity
L0.00	Coversheet and Drawing Schedule	1
L0.01	Deep Soil Plan	1
L1.01	External Works - ground	1
L1.02	External Works - ground	1
L1.03	External Works - ground	1
L1.04	External Works - ground	1
L1.05	External Works - ground	1
L1.06	External Works - ground	1
L1.07	External Works - roof	1
L1.08	External Works - roof	1
L3.01	Details	1
L3.02	Details	1

PLANT SCHEDULE

CODE	SPECIES	COMMON NAME	POT SIZE	MATURE HT X SPRD	SPACING	STAKE	QTY
TREES							
CUP ANA	CUPANOPSIS ANACARDIODES	TUCKERGOO	400 tr	10X7M		Y	21
COR MAC	CORYMBIA MACULATA	SPOTTED GUM	400 tr	45X20M		Y	7
EUC TER	EUCALYPTUS TERETICORNIS	GREY GUM	400 tr	50X20M		Y	8
WAT FLO	WATERHOUSA FLORIBUNDA	WEeping LILLY PILLY	400 tr	30X10M		Y	17
LOP CON	LOPHOSTEMON CONFERTUS	BRUSHBOX	401 tr	15X10M		Y	7
JAC MIM	JACARANDA MIMIFOLIA	JACARANDA	402 tr	10X8M		Y	3
TRI LAU	TRISTANOPSIS LAURINA	KANOOKA	400 tr	15X7M		Y	22
PALMS & CYCADS							
CYA COO	CYATHEA AUSTRALIS	TREE FERN	200 tr	15X7M		Y	30
CYC REV	CYCAS REVOLUTA	SAGO PALM	45 tr	700x300mm			
LIV AUS	LIVISTONIA AUSTRALIS	CABBAGE PALM	600 tr	25X7		Y	6
RHA EXC	RHAPIS EXCELSA	LADY PALM	45 tr	800x400mm			
SHRUBS							
ALO MAC	ALOCASIA MACROSPORRHA	ELEPHANT EAR	300 mm	500x400mm	2 per Sq m		
ASP NID	ASPLENIUM NIDUS	BIRD'S NEST FERN	300 mm	450x350mm	2 per Sq m		
BLE SIL	BLECHNUM SILVER LADY	SILVER LADY	300 mm	500x500mm	2 per Sq m		
DOR EXC	DORANTHES EXCELSA	GYMEA LILY	45 tr	1000x700mm	1 per Sq m		
FUR FOE	FURCRAEA FOETIDA	MAURITIUS HEMP	45 tr	500x400mm	1 per Sq m		
MON DEL	MONSTERA DELICIOSA	SWISS CHEESE PLANT	300 mm	500x400mm	2 per Sq m		
PHI XAN	PHILODENDRON XANADU	XANADU	300 mm	500x400mm	2 per Sq m		
PHI CON	PHILODENDRON CONGO	CONGO	300 mm	350x350mm	2 per Sq m		
STR REG	STRELITZIA NICOLAI	GRANT BIRD OF PARADISE	45 tr	2000x450mm	1 per Sq m		
GROUNDCOVER							
JALC IMP	ALCANTAREA IMPERIALIS 'TRUBRA'	IMPERIAL BROMELIAD	140mm	250x250mm	4 per Sq m		
JACA COG	ACACIA COGNATA 'COUSIN ITT'	COUSIN ITT	140mm	250x250mm	4 per Sq m		
ANI RED	ANIGOZANTHOS 'BIG RED'	KANGAROO PAWS	140mm	250x150mm	4 per Sq m		
KICREF	DICHOONDRA REPENS	KINDNEY WEED	140mm	250x150mm	4 per Sq m		
DIC SF	DICHOONDRA REPENS SILVER FALLS	SILVER FALLS	140mm	250x150mm	4 per Sq m		
DIA CAE	DIANELLA CAERULEA	FLAX LILY	140mm	250x250mm	4 per Sq m		
DIE GRA	DIETES GRANDIFLORA	WILD IRIS	140mm	250x250mm	4 per Sq m		
CAR GLA	CARPOROTUS GLAUDESCENS	PIG FACE	140mm	250x250mm	4 per Sq m		
CRA OVA	CRASSULA OVATA	JADE PLANT	200mm	500x400mm	4 per Sq m		
LIR EG	LIRIOPE 'EVERGREEN GIANT'	LILY TURF	140mm	350x250mm	4 per Sq m		
LOM HYS	LOMANDRA TANIKA	TANIKA	140mm	350x250mm	4 per Sq m		
MYO ELI	MYOPORIUM ELIPTICUM	CREeping BOOBIALA	140mm	350x250mm	4 per Sq m		
PEN HAF	PENNISETUM ALGECURICODES 'NAFRAY'	DWARF SWAMP FOXTAIL	140mm	350x250mm	4 per Sq m		
SCE SER	SENECIO SERPENS	BLUE CHALK STICKS	140mm	250x250mm	4 per Sq m		
VIO HED	VILCA HEDERACEA	NATIVE VIOLA	140mm	250x250mm	4 per Sq m		

NOTE: The contractor shall review the plant schedule to ensure that drawings and schedules concur. Where insufficient detail or discrepancies may exist on either the plans or the schedule, it is the contractor's responsibility to resolve immediately with the L&A.

LEGEND

General

- Extent of works
- Property boundary
- Basement extent

Softscape

- Existing tree To be retained
- Existing tree To be removed
- Existing tree To be relocated
- Tree
- Planting area
- Turf
- Batter
- Boulders

Pavement

- P1 Pavement type 1 - Clay Paver
- P2 Pavement type 2 - Clay Paver
- P3 Pavement type 3 - Concrete Pavement
- P4 Pavement type 4 - Decorative gravel
- TI1 Tactile ground surface indicator type 1

Walls

- W1 Wall type 1 - insitu concrete
- W2 Wall type 2 - gabion wall

Lighting

- L1 Light Type 1
- L2 Light Type 2

Edges

- Edge Type 1 - aluminium edge

Drainage/hydraulics

- Surface drain
- Planter drain
- Hosecock
- Subsoil drainage

Furniture

- S1 Seat type 1 - brick seat
- PT1 Planter type 1
- TB1 Table type 1

Fences/handrails

- F1 Fence type 1
- F2 Fence type 2

Handrails and balustrades

- B1 Balustrade type 1
- H1 Handrail type 1

Grading

- EX 0.000 Existing surface level
- 0.000 Relative surface level
- TW 0.000 Top of wall
- TK 0.000 Top of kerb
- SL 0.000 Surface level
- TS 0.000 Top of seat

FOR APPROVAL

REV. NO.	DESCRIPTION	DATE	DRAWN	APPR.
F	DEVELOPMENT APPLICATION	04/07/2019	MD	AG
E	DEVELOPMENT APPLICATION	03/02/2019	MD	AG
D	FOR APPLICATION	23/10/2018	MD	AG
C	FOR COORDINATION	04/10/2018	MD	AG
B	FOR COORDINATION	15/08/2018	MD	AG
A	FOR COORDINATION	04/07/2018	MD	AG

PLEASE NOTE: Annotated dimensions take precedence over scaled dimensions. Contractors are to verify all dimensions on site before commencing any work or producing shop drawings. These drawings are produced by copyright and may not be copied or reproduced without the written permission of RPS Australia East Pty Ltd's management. Refer to L0.00 (covers sheet) for RPS Australia East Pty Ltd drawing disclaimers.



client: **AUSTINO**

project name: **1-2 MURRAY ROSE AVENUE**

project location: **SYDNEY OLYMPIC PARK**

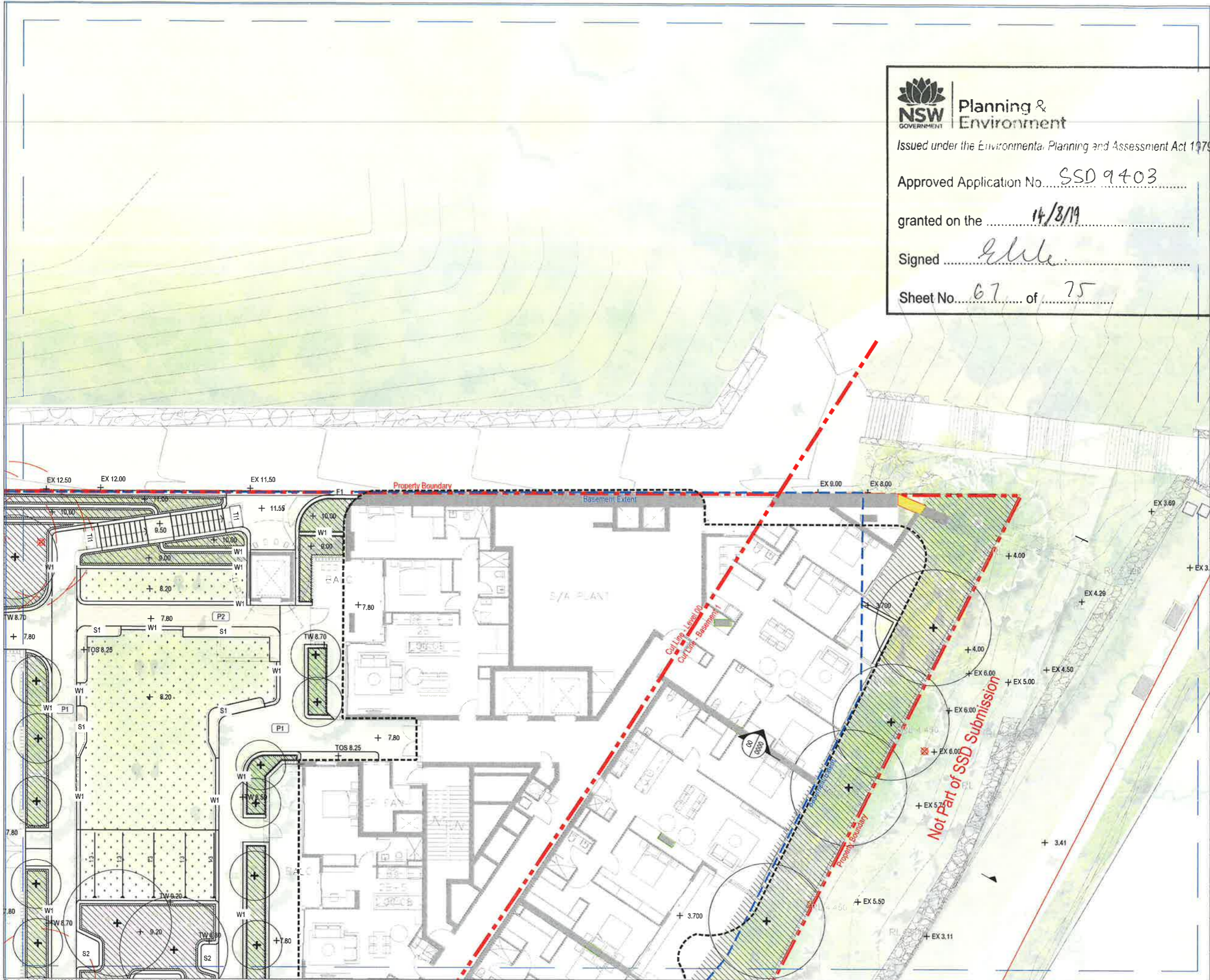
title: **COVERSHEET**


scale: **AS SHOWN**

project number: **139569-1**

drawing number: **L0.00**

revision: **F**




Planning & Environment
 Issued under the Environmental Planning and Assessment Act 1979
 Approved Application No. SSD 9403
 granted on the 14/8/19
 Signed [Signature]
 Sheet No. 67 of 75



LEGEND

- Extent of works
- Property boundary
- Basement extent
- Existing tree to be retained
- Existing tree to be removed
- Flagging tree to be retained
- Tree
- Planting
- Turf
- Gravel
- Basement type 1 - Clay pavers
- Basement type 1 - Vehicular Clay pavers
- Basement type 2 - Clay pavers
- Basement type 3 - Concrete pavement
- Gravel type 2 - Decorative gravel
- Existing ground surface
- Finish type 1
- Slab type 1
- Slab type 3 - Gabion retaining wall
- Planter type 1
- Wall type 1 - In situ Concrete
- Wall type 2 - Gabion wall
- Edge type 1
- Baseworks type 1

FOR APPROVAL

rev. no	description	dwn	drawn	appr
G	DEVELOPMENT APPLICATION	04/07/2018	MD	AG
F	DEVELOPMENT APPLICATION	03/02/2018	MD	AG
E	DEVELOPMENT APPLICATION	30/10/2018	MD	AG
D	DEVELOPMENT APPLICATION	23/10/2018	MD	AG
C	FOR COORDINATION	04/10/2018	MD	AG
B	FOR COORDINATION	15/08/2018	MD	AG
A	FOR COORDINATION	04/07/2018	MD	AG

PLEASE NOTE:
 Annotate dimensions take precedence over scaled dimensions. Contractors are to verify all dimensions on site before commencing any work or producing shop drawings. These drawings are protected by copyright and may not be copied or reproduced without the written permission of RPS Australia East Pty Ltd's management. Refer to L600 (cover sheet) for RPS Australia East Pty Ltd drawing disclaimer.


 RPS Australia East Pty Ltd
 ACN 140 292 762
 ABN 44 140 292 762
 Level 4 HQ South
 520 Wickham Street
 PO Box 1558
 Fortitude Valley QLD 4006
 T +61 7 3539 9500
 W rpsgroup.com

Client: **AUSTINO**

Project name: **1-2 MURRAY ROSE AVENUE**

Project location: **SYDNEY OLYMPIC PARK**

Title: **EXTERNAL WORKS**

Scale: 1:100 @ A1

Project number: **PR139569-1**

Drawing number: **L1.02**

Rev: **G**

